

MGNREGA MEGHALAYA
BI-ANNUAL REPORT
FY 2017-18 & FY 2018-19





MAHATMA GANDHI NATIONAL RURAL EMPLOYMENT GUARANTEE ACT (MGNREGA)

BI-ANNUAL REPORT 2017-18 & 2018-19

Published and printed by:

State Rural Employment Society (SRES),
3rd Floor Symplic Building, Dhankheti,
Shillong, Meghalaya - 793001

For Private Circulation Only

February 2020

☎ 0364 2504171

☎ 0364 2504167

📞 1800 345 0364 (Helpline)

✉ megnregacell@gmail.com

Printed at:

Eastern Panorama Offset, Keating Road, Shillong.



**COMMUNITY AND RURAL DEVELOPMENT DEPARTMENT
GOVERNMENT OF MEGHALAYA**





Check Dam at Mawryngkneng VEC, East Khasi Hills District © SRES



Contents

o1 Introduction

- a. Employment Generation
- b. Financial Status
- c. Work Categories
- d. Work Expenditure

o2 Training conducted by SRES

- a. Training and Capacity Building
- b. Block wise Training Programme details conducted by SRES
- c. Feedback Received
- d. Training Programme on MIS
- e. NREGASoft & GeoMGNREGA Training Programme

o3 Field Inspection and Monitoring

- a. Field Inspection and Monitoring
- b. State Wide Tour
- c. CL&IBP
- d. Megh LAMP
- e. Block Inspection on Record Keeping
- f. Grievance Redressal

o4 Social Audit and Public Hearing

- a. Action Taken Report FY 2017-18.



Pictures © SRES (L-R): 1. Precious Tariang, Job Card Holder from Wahkaliar VEC, 2. Job Card holders at construction site in Pingwait VEC, 3. Self Help Group (SHG) Member, Myllem C&RD Block, 4. Job Card holders at construction site in Resubelpara C&RD Block.

o5 Management Information System

o6 Case Study and Success Stories

- a. Case Studies conducted by SRES
- b. Success Stories FY 2017-18
- c. Success Stories FY 2018-19

o7 Statistical Report

Introduction

MGNREGA, the right based programme which was implemented in the state since 2006 is still being rolled out in spirit and letter across all rural households after more than a decade of its initiation. During the financial year 2017-18 & 2018-19, the Labour Budget approved by the Ministry of Rural Development (MoRD) are **300 lakh persondays** and **350 lakh persondays** which is 50% more than the previous year's approved budget. The achievement stood at **291.99 lakh persondays** and **342.15 lakh persondays** which touched **97.29%** and **97.76%** respectively of the projections.

The fund made available to the State during the FY 2017-18 was **Rs. 1186.21 crore**, of which the utilization stood at **Rs. 1100.81 crore**. Of this, the actual expenditure during the year was **Rs. 646.63 crore** on Wages, **Rs. 385.60 crore** on materials and **Rs. 30.93 crore** on Administrative expenses and **Rs. 37.65 crore** on the refund of corpus fund.

During the FY 2018-19, the fund availability to the state was **Rs. 1004.21 crore**, of which the utilization stood at **Rs. 894.20 crore**. Of this, the actual expenditure during the year was **Rs. 567.74 crore** on Wages, **Rs. 253.03 crore** on materials and **Rs. 33.0800 crore** on Administrative expenses and **Rs. 38.00 crore** on the refund of corpus fund.

While Rural Connectivity continues to be a pressing issue, the state also took up Natural Resource Management and Agri- Allied activities as the focus areas in the implementation of the programme. Livelihood activities through assistance of livestock farming and plantation remained as the focus area at the state level under the Bottom 20 approach.

During the year, NeFMS was successfully rolled out from 1st December 2017 in all Blocks of the State which has greatly reduced the delay in payment of wages. This has augmented transparency in payment of wages particularly for those VECs where there is 100% DBT. The state is still in the process of converting accounts into 100% DBT. The expenditure through NeFMS and eFMS are **Rs. 646.63 crore** and **Rs. 416.53 crore** respectively for FY 2017-18 and **Rs. 567.74 crore** and **Rs. 288.45 crore** respectively for FY 2018-19.

The institution of the Community Leadership and Institutional Building Programme (CL&IBP) was also successfully put in place at the State and Block level. The main aim of the institution is to build the capacities of the VEC functionaries towards leadership skills and mobilization. The CL&IBP also arrived at:

- A. Information collection, management and dissemination

- B. Monitoring, research and performance appraisal
- C. Documentation and publication
- D. Capacity Building
- E. Evaluation

Overall, 50 staff were recruited under it.

Continuous awareness and capacity buildings were provided to the VECs on the rights and entitlements, record keeping and good governance initiatives. Through the constant efforts of the SRES and the aided assistance of the SIRD and ETC, trainings could be imparted across the state. State wide field visits are also conducted during the year to further assess the quality of execution of works and level of percolation of the instructions and guidelines. During the tours major issues and findings were addressed in situ; and few others led to a series of actions initiated to improve the programme.

The phase II Geo-tagging of all assets created under MGNREGA was also initiated from November 2017 for further streamlining implementation of the programme. Under this, all newly created assets were geo-tagged at three Stages of implementation i.e. BEFORE, DURING and AFTER.

Overview of the performance under MGNREGA

Table 01: Total No. of Districts, Blocks and VECs in the State.

Items	Numbers
Total No. of Districts	11
Total No. of Blocks	46
Total No. of VECs	6,318

Table 02: Total No. of Jobcards

Items	Numbers
Total No. of JobCards issued[In Lakhs]	5.91
Total No. of Workers (in Lakh)	11.65
Total No. of Active Job Cards (in Lakh)	5.48
Total No. of Active Workers (in Lakh)	8.26
i. SC worker against active workers (%)	0.67
ii. ST worker against active workers (%)	91.12

Table 03: Progress

Financial Year	2019-20	2018-19	2017-18
Approved Labour Budget (in Lakh)	350	350	300
Persondays Generated so far (in Lakh)	288.81	342.15	291.88
% of Total LB	82.52	97.76	97.29
% as per Proportionate LB	89.21	---	---

INTRODUCTION

Financial Year	2019-20	2018-19	2017-18
SC persondays % as of total persondays	0.48	0.54	0.55
ST persondays % as of total persondays	94.77	92.8	94.51
Women Persondays out of Total (%)	50.21	50.15	46.8
Average days of employment provided per Household	60.46	71.97	68.37
Average Wage rate per day per person (Rs.)	186.92	180.92	174.95
Total No of HHs completed 100 Days of Wage Employment	82,338	1,60,908	1,14,987
Total Households Worked (in Lakh)	4.78	4.75	4.27
Total Individuals Worked (in Lakh)	6.54	6.8	5.91
Differently abled persons worked	1579	1195	605

Table 04: Works

Financial Year	2019-20	2018-19	2017-18
Number of GPs with NIL exp.	236	337	460
Total No. of Works Takenup (New+Spill Over) (in Lakh)	0.51	0.51	0.46
Number of Ongoing Works (in Lakh)	0.39	0.3	0.22
Number of Completed Works	12,222	21,311	23,894
% of NRM Expenditure (Public + Individual)	48.27	24.01	31.82
% of Category B Works	39.14	53.26	52.49
% of Expenditure on Agriculture & Agriculture Allied Works	40.08	25.83	43.1

Table 05: Financial Progress

Financial Year	2019-20	2018-19	2017-18
Total center Release	88867.35	78613.71	87060.44
Total Availability	98057.84	92201.99	124898.17
Percentage Utilization	93.82	99.06	90.85
Total Expenditure (in Lakhs.)	91,998.01	91,334.17	1,13,470.90
Wages (in Lakh)	54,000.03	62,449.19	72,484.27
Material and skilled Wages (in Lakh)	34,610.20	25,397.13	37,728
Material (%)	39.06	28.91	34.23
Total Adm Expenditure (in Lakh)	3,387.77	3,487.85	3,258.63
Admin Exp (%)	3.68	3.82	2.87
Average Cost Per Day Per Person (in Rs.)	280.87	220.18	259.95
% of Total Expenditure through EFMS	100	100	99.35
% payments generated within 15 days	87.68	84.02	42.65



RCC Bridge over Singwil River at Babetpara VEC, Selsella C&RD Block, West Garo Hills



Water Harvesting Structure at Sawkyntoit VEC, Mawryngkneng C&RD Block, East Khasi Hills.

Financial Report

Table 06: The financial status FY 2017-18 and FY 2018-19 indicating the fund availability and expenditure are reflected below (in Lakh).

Funds	2018-19	2017-18
Central Share	79290.75	87060.44
State Share	8767.04	9680.16
Corpus Fund	3800.00	3800.00
Miscellaneous	567.18	2154.33
Total Availability	100421.12	118621.03

Table 07: The District wise financial status FY 2017-18 indicating the fund availability and expenditure are reflected below.

Financial Year	Wage	Material	Admin	Total
East Garo Hills	5705.51	3530.98	192.89	9429.38
East Jaintia Hills	1637.79	913.66	81.78	2633.22
East Khasi Hills	8628.14	5721.88	493.17	14860.48
North Garo Hills	8544.37	3826.36	180.97	374.33
Ri Bhoi	4661.41	3101.08	231.64	7926.16
South Garo Hills	6353.73	3893.83	200.26	10447.82
South West Garo Hills	5217.86	2023.73	153.15	7402.41
South West Khasi Hills	2285.01	1274.34	138.82	3698.17
West Garo Hills	13948.46	7803.77	448.78	22201.01
West Jaintia Hills	3217.16	2434.76	209.06	5899.25
West Khasi Hills	4463.45	4035.56	217.61	8723.56
Total	64662.88	38559.95	2548.14	93595.79

INTRODUCTION

Table 08: The District wise financial status FY 2018-19 indicating the fund availability and expenditure are reflected below.

Financial Year	Wage	Material	Admin	Total
East Garo Hills	3307.32	1734.69	228.50	5270.51
East Jaintia Hills	1518.99	825.14	140.39	2484.52
East Khasi Hills	9602.49	4027.85	723.59	14353.93
North Garo Hills	6910.33	2198.17	274.14	9382.64
Ri Bhoi	3391.749	1797.61	295.79	5485.15
South Garo Hills	4974.55	2378.23	235.02	7587.80
South West Garo Hills	4889.12	1566.11	258.16	6713.39
South West Khasi Hills	2256.45	776.54	150.69	3183.68
West Garo Hills	10832.83	6298.85	480.84	17612.52
West Jaintia Hills	3200.74	1469.54	216.19	4886.47
West Khasi Hills	5889.89	2230.48	304.69	8425.06
Total	56774.47	25303.21	3308.00	85385.68

Persondays Generation

Table 09: The persondays generated during the Financial Year 2017-18 is reflected as per the table below. The achievement is **97.29%** of the approved Labour Budget.

District	Approved Persondays (in Lakh)	Persondays Generated (in Lakh)	Persondays Per Households	% of Women Participation
East Garo Hills	18.92	27.58	94.93	43.40
East Jaintia Hills	15.18	7.65	42.22	69.06
East Khasi Hills	47.89	42.51	67.84	67.83
North Garo Hills	28.64	30.96	92.17	39.01
Ri Bhoi	28.58	22.62	57.07	49.07
South Garo Hills	25.56	27.09	84.54	22.77
South West Garo Hills	23.18	22.82	66.19	35.61
South West Khasi Hills	8.82	10.68	57.50	53.52
West Garo Hills	65.95	58.83	68.61	37.47
West Jaintia Hills	16.10	14.42	50.80	71.71
West Khasi Hills	21.17	26.74	59.91	55.96
Total	300.00	291.88	68.37	46.80

INTRODUCTION

Table 10: The persondays generated during the Financial Year 2018-19 is reflected as per the table below. The achievement is **97.76%** of the approved Labour Budget.

District	Approved Persondays (in Lakh)	Persondays Generated (in Lakh)	Persondays Per Households	% of Women Participation
East Garo Hills	26.48	20.89	77.20	44.40
East Jaintia Hills	14.65	8.95	44.02	68.34
East Khasi Hills	54.98	57.08	74.34	69.69
North Garo Hills	34.58	36.14	97.10	44.02
Ri Bhoi	27.62	21.73	54.42	48.83
South Garo Hills	28.79	29.27	91.29	26.49
South West Garo Hills	27.20	29.98	75.63	36.87
South West Khasi Hills	13.08	13.14	64.31	51.90
West Garo Hills	67.37	72.65	77.97	36.69
West Jaintia Hills	21.25	19.47	53.17	71.91
West Khasi Hills	33.99	32.84	63.03	56.51
Total	350.00	342.15	71.97	48.78

Work Categories FY 2017-18

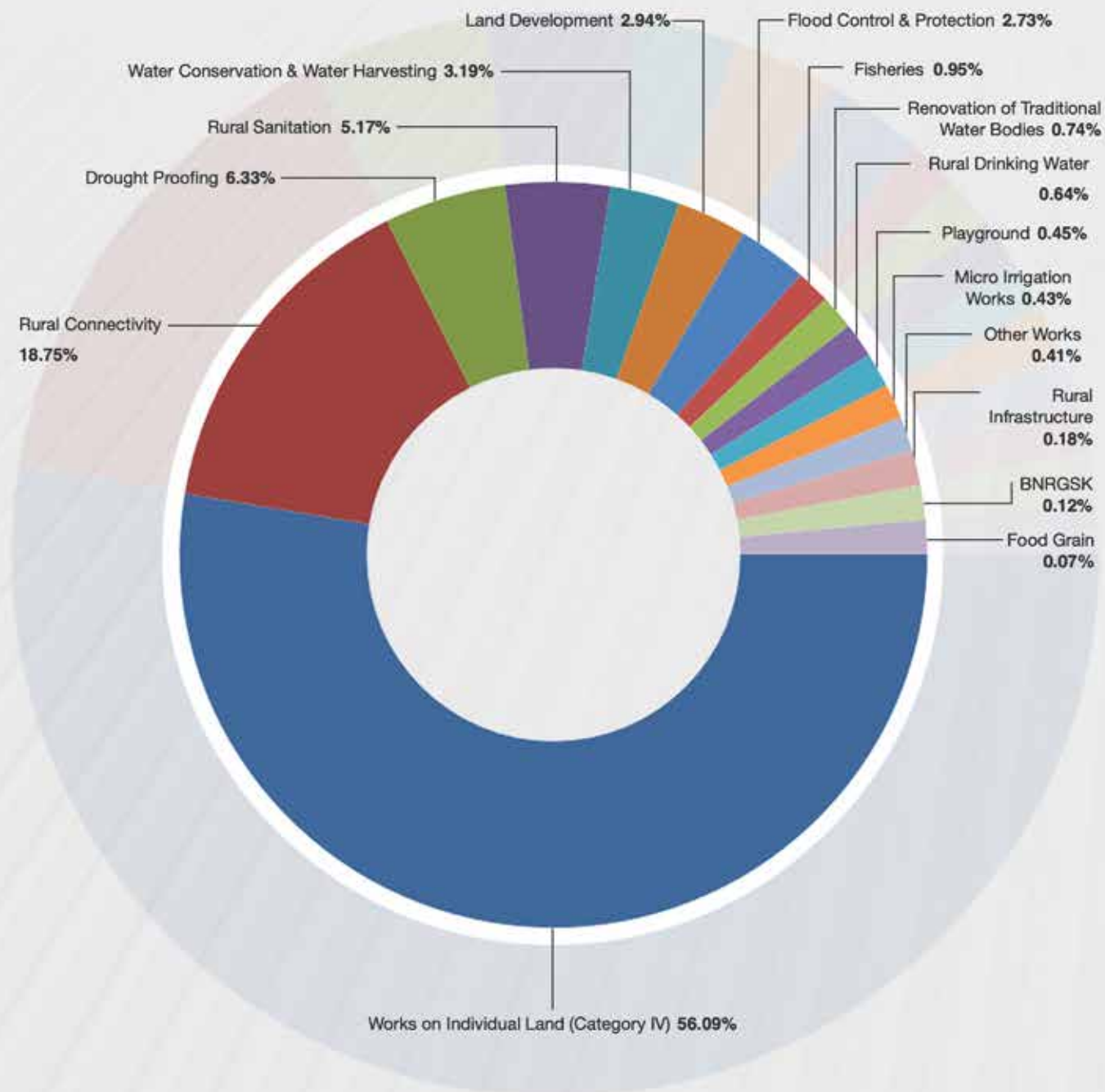


Chart 01: Percentage of works under different categories during Financial Year 2017-18.

There is a change in the field of works taken up by the VECs in this financial year. The shift is notified in the increase of Category IV activities proving down Rural Connectivity to second place.

Work Categories FY 2018-19

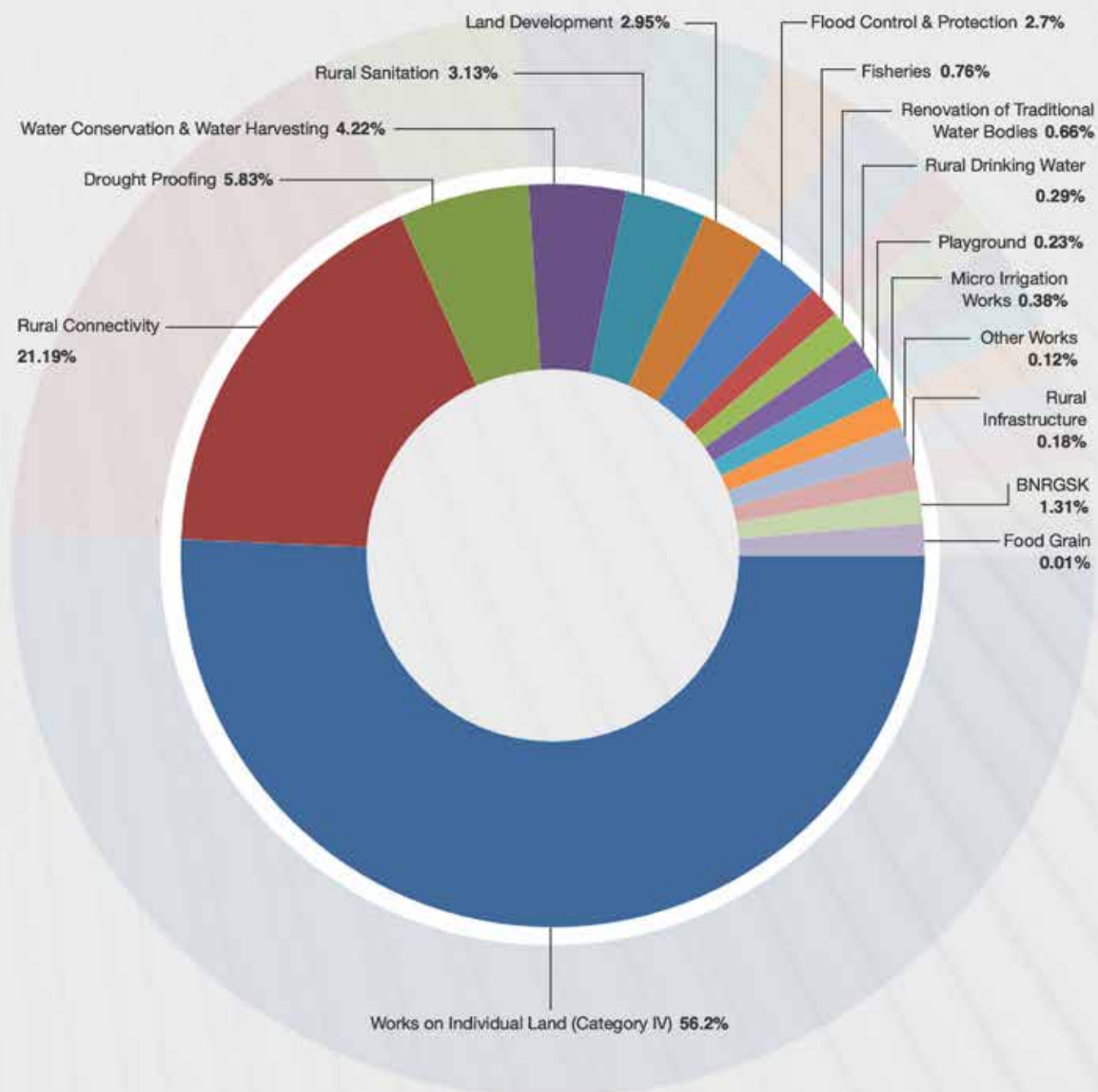


Chart 02: Percentage of works under different categories during Financial Year 2018-19.

Work Expenditure FY 2017-18

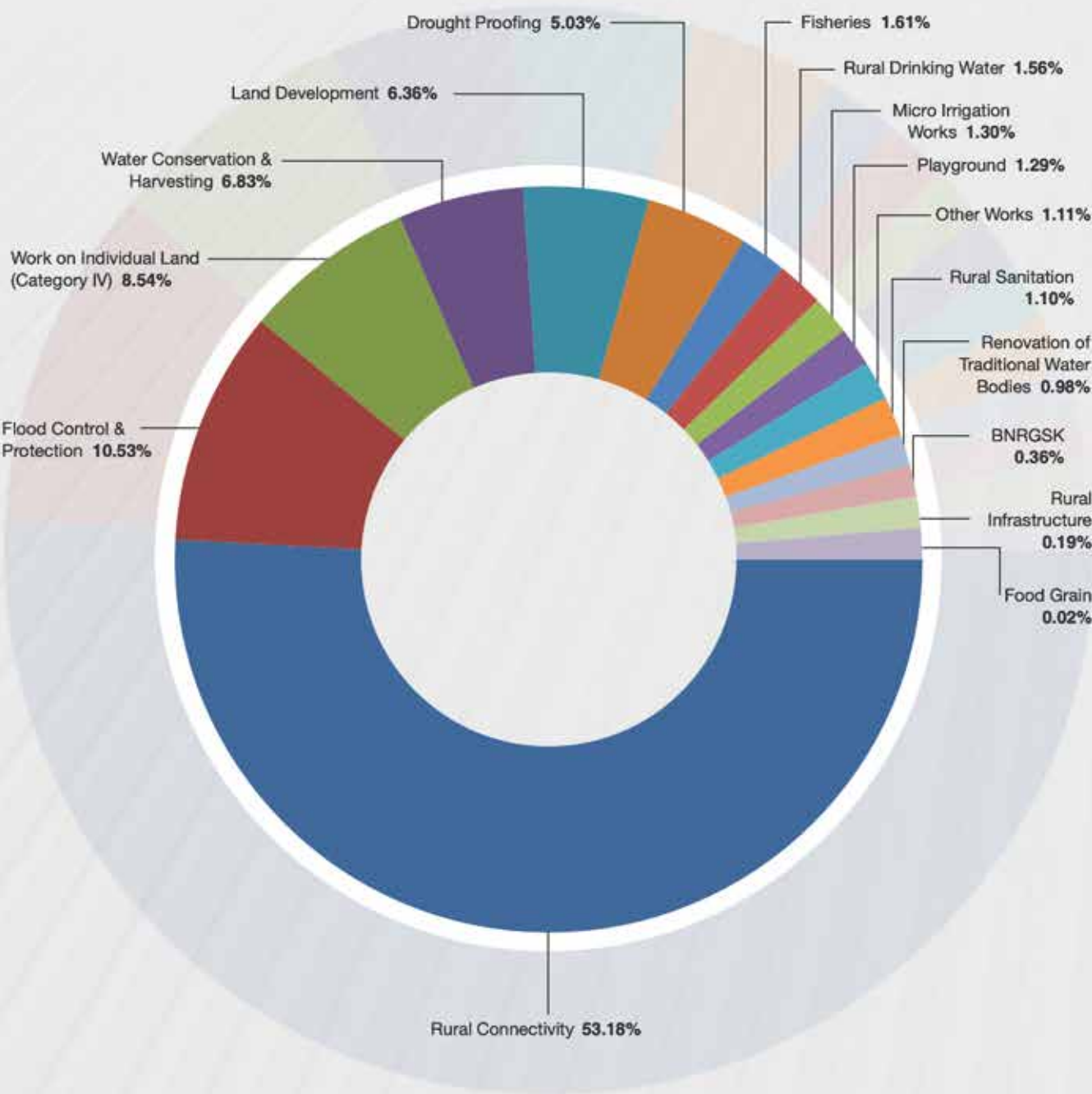


Chart 03: Percentage of works expenditure under different categories during Financial Year 2017-18.

The category wise of expenditure shows that maximum fund was invested in Rural Connectivity, while that of Natural Resource Management (NRM) work is 24.84%.

Work Expenditure FY 2018-19

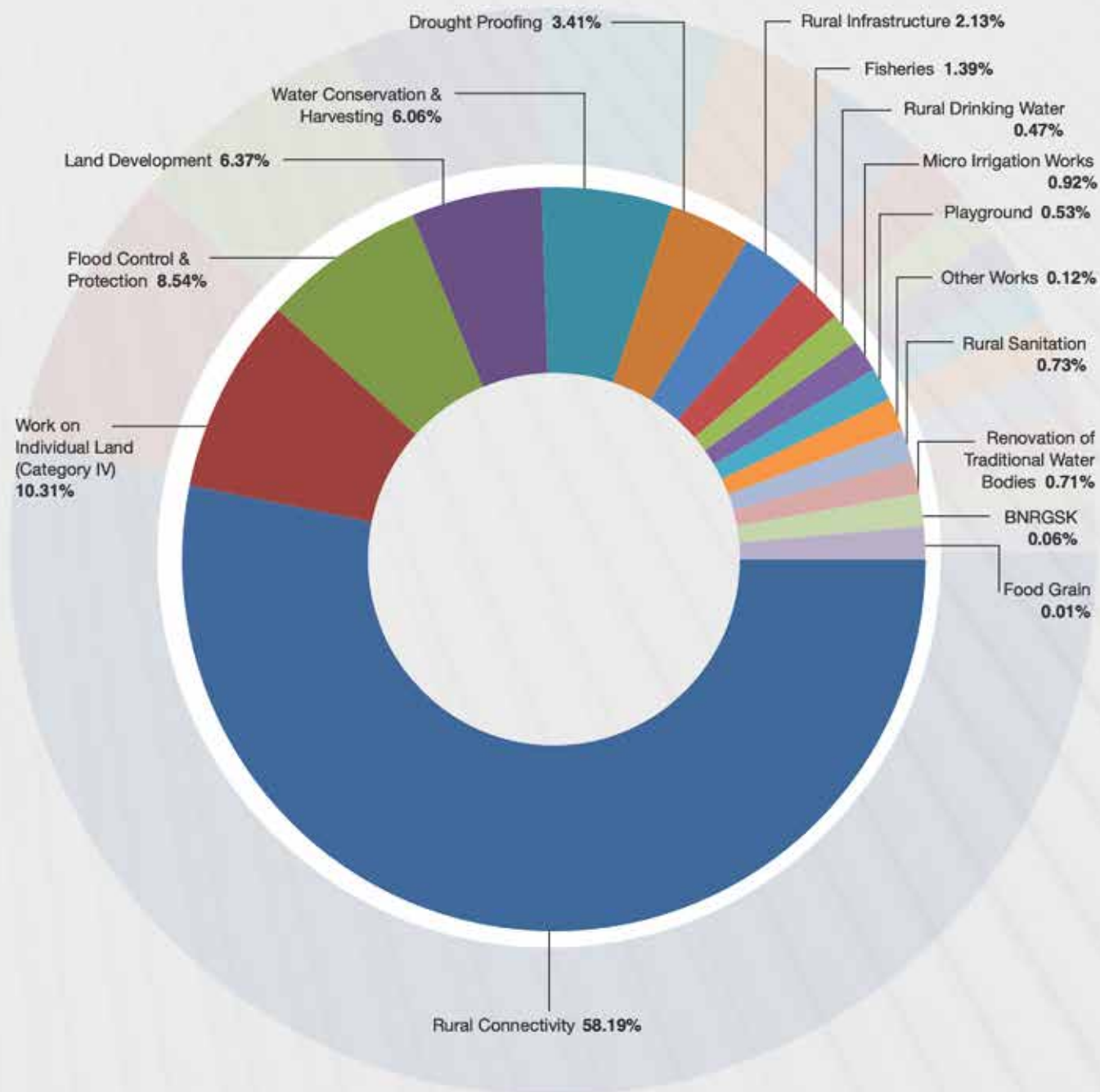


Chart 04: Percentage of works expenditure under different categories during Financial Year 2018-19





Training Programme on MIS Operationalization & Implementation of Mobile Monitoring System under MGNREGA, Yojana Bhavan, Shillong.

Training and Capacity Building

After more than a decade of implementing the programme, the State Rural Employment Society (SRES) has constantly provided trainings to the Village Employment Councils (VECs) on various fields. During the two financial years, the focus of the training was on e-FMS, Geo-tagging of assets, introduction of Good Governance initiative, SECURE etc, the VECs were equally equipped and made aware of the inclusions.

The importance of convergence, SDGs, NRM and livelihood interventions are still being pressed on to ensure that VECs open upto a variety of works while implementing the scheme.

The trainings seem to be an unending cycle, but one which has equipped the VECs; the learnings are an impetus for the trainees not only in MGNREGA related works but in other spheres too.

Training Imparted on MGNREGA for VEC/AEC Functionaries

Table 11: Block-wise training programme conducted by SRES during FY 2017-18

Training Programme	Date	No. of Participants
Training programme under MGNREGA for VEC/ AEC functionaries	16 th Aug, 2017 - 27 th Mar, 2018	1463

Table 12: Block-wise training programme conducted by SRES & ETC during FY 2018-19

Training Programme	Date	No. of Participants
Training programme under MGNREGA for VEC/ AEC functionaries	16 th May, 2018 - 13 th Jul, 2019	1659
Meeting cum Training programme on DBT promotion	25 th June, 2018	135

Table 13: Training Programme under MGNREGA in Collaboration with ETC Nongsder, Ri-Bhoi District.

Training Programme	No. of Blocks attended	Date	No. of Participants
Capacity Building Programme on Book keeping for the VEC Functionaries	8	9th May, 2018 - 22nd Aug, 2018	366



Training Programme on MGNREGA for VEC/ AEC functionaries, Nongstoin C&RD Block, West Khasi Hills

Feedback Received

1. Most of the Registers and discussion taken in the session are all important and related with the implementation of the Scheme.
2. Through this training we have learnt new initiatives and focus areas that should be implemented under MGNREGA.
3. The whole training programme is helpful because it has taught us how to enter and maintain records properly and other information about MGNREGA which we are not familiar before."
4. We have learned new initiative such as livestock and agri related works which can be implement under MGNREGA.
5. The training is very important for proper functioning of the scheme and to ensure transparency and accountability.
6. More women representatives should be included as VEC functionaries to attend such type of training.
7. Through this training programme, it helped us in proper maintenance of record and other related information about MGNREGA.
8. Through this training we came to know about the new permissible works which include mostly agriculture and livelihood activities which was not known to us before."
9. Such kind of training is needed from time to time, since VEC functionaries keep on changing."
10. An initiative taken by the State Government to reduce the number of registers is one of the best steps to reduce the hiccup in maintaining records at the VEC level.
11. We have benefited a lot from this training. We require more training and information so that we can implement and bring new transformation in the VEC.
12. Agriculture related activities and Livestock related activities through SHG under MGNREGA are important topics which are helpful in improving the livelihood of the people in rural areas.
13. Since I am the newly elected VECs functionaries, I felt that such kind of training is needed from time to time which will be helpful for us to further strengthen our capacity.
14. This training has helped us to understand the importance of Natural Resource Management like water conservation, afforestation etc.
15. I hope through this training, we can teach the VEC members on how to plan and select the types of works that are important and benefits the entire village.

MIS Training Programme

Table 14: MIS Training Programme held during Financial Year 2017-18.

Training Programme	Venue	Date	No. of Participants
Training and Review on MIS Operationalization under MGNREGA.	SRES, Shillong	25 th - 26 th Apr, 2017	158
	SMELC, Tura	28 th Apr, 2017	
Workshop cum training programme on NeFMS implementation under MGNREGA.	Yojana Bhavan, Secretariat, Shillong	08 th Dec, 2017	163
	SMELC, Tura	11 th Dec, 2017	
Training cum review Programme on MIS operationalization and Mobile Monitoring System Implementation under MGNREGA.	Yojana Bhavan, Secretariat, Shillong	09 th Mar, 2018	244
	SMELC, Tura	12 th Mar, 2018	
Total no. of participants attended			565

Table 15: MIS Training Programme held during Financial Year 2018-19.

Training Programme	Venue	Date	No. of Participants
Training and Review on MIS Operationalization under MGNREGA.	SRES, Shillong	25 th - 27 th Jul, 2018	119
	SMELC, Tura	30 th Jul, 2018	96
Total no. of participants attended			215

NREGASoft & GeoMGNREGA Training Programme

Table 16: NREGASoft & GeoMGNREGA Phase II Training Programmes held during Financial Year 2017-18.

Training Programme	Venue	Date	No. of Participants
East Garo Hills	DRDA, Williamnagar	26 th Oct, 2017	59
East Jaintia Hills	DRDA, Khliehriat	06 th Oct, 2017	19
East Khasi Hills	SRES, Shillong	08 th Sep, 2017	60
North Garo Hills	Circuit House, Resubelpara	27 th Oct, 2017	33
Ri Bhoi	DRDA, Nongpoh	17 th Oct, 2017	34
South Garo Hills	DRDA, Baghmara	23 rd Oct, 2017	44
South West Garo Hills	DRDA, Ampati	25 th Oct, 2017	50
South West Khasi Hills	District NIC, Mawkyrwat	09 th Oct, 2017	17
West Garo Hills	District Auditorium, Tura	24 th Oct, 2017	61
West Jaintia Hills	Deputy Commissioner, Jowai	05 th Oct, 2017	36
West Khasi Hills	DRDA, Nongstoin	10 th Oct, 2017	44
Total no. of participant attended			457

Table 17: NREGASoft & GeoMGNREGA Training Programmes held during Financial Year 2018-19.

Training Programme	Venue	Date	No. of Participants
NREGASoft & GeoMGNREGA Training Programmes under MGNREGA	Yojana Bhavan, Secretariat, Shillong	22 nd Nov, 2018	227
	SMELC, Tura	26 th Nov, 2018	154
Total no. of participants attended			381



Training Programme on MGNREGA for VEC/ AEC functionaries, Saipung C&RD Block, East Jaintia Hills





MAHATMA GANDHI NATIONAL
RURAL EMPLOYMENT GUARANTEE ACT



JOB CARD

130

GENERAL CATEGORY

NAME OF THE CARDHOLDER

MAHENDRA PRASAD SINGH

NAME OF THE CARDHOLDER'S RELATIVE PYNDULAM, NARAYAN

DATE OF CARD ISSUANCE 11-02-2017

CATEGORY OF WORK S-P

NAME OF THE WORK PINGWAT

NAME OF THE WORKER PINGWAT

BLOCK MAHENDRA

DISTRICT S.A.H.

STATE NO.



Kong Pynsuklang Mukhim, Job Card Holder from Pingwait VEC, Mawkyngrow C&RD Block, East Khasi Hills District.

Field Inspection & Monitoring

The MGNREGA has created sustainable and durable assets in addition to strengthening the livelihood resource base of the rural people. During both the Financial Year 2017-18 and

2018-19, SRES was able to monitor and inspect various projects taken up by the VECs under the MGNREGA flagship.

Table 18: Table below indicates the Districts wherein inspections were taken up by SRES during the Financial Year 2017-18 & 2018-19

Financial Year	FY 2017-18	FY 2018-19
No. of District Inspected	7	9
No. of Inspected C&RD Blocks	10	25
No. of Inspected VECs	48	167
No. of Inspected Projects	121	292

Summary findings of the field Inspection and monitoring conducted by SRES during FY 2017-18:

1. Signboard not placed at the worksites
2. Poor record maintenance in some VECs
3. Frequent change/ Renewal of VEC functionaries which hampers the record maintenance.
4. Non opening of bank account by the MGNREGA workers
5. Projects created were neither utilised nor underutilised.

Summary findings of the field Inspection and monitoring conducted by SRES during FY 2018-19:

1. Improper Plan & Estimates of works.
2. Job Card format not maintained as per the requisite format.
3. Work File/ Case Record not maintained in most of the inspected VECs
4. For works implemented in convergence with other line department, convergence details such as administrative and technical estimate from line department are not indicated in the signboard at the worksite.
5. Poor quality and execution of work at the field level.

Instruction were issued accordingly to all districts and blocks to ensure that all the finding were addressed to 95.87% during FY 2017-18 and 97.95% during FY 2018-19 was achieved based on the Instructions. Few instructions are:

1. Follow up on record maintenance to be carried out by APO, CL&IBP.
2. Ensure installations of CIB in all worksites.
3. To ensure that the assets created are utilized fully for the purpose.

State Wide Tour

In addition to the Field Inspection and Monitoring conducted by SRES, a State Team led by the Commissioner & Secretary, C&RD Department Shri. P. Sampath Kumar, IAS conducted field visits to all the 39 C&RD Blocks in the State. During the visits, interactions were made with the beneficiaries at the field, meetings with the VEC functionaries at the Block headquarter and officials at the District headquarter were held. A summary of the visits is as per the table below:

Table 19: Number of VECs and Projects inspected during the tour:

Financial Year	FY 2017-18	FY 2018-19
No. of District Inspected	11	9
No. of Inspected C&RD Block	39	33
No. of Inspected VECs	54	62
No. of Inspected Projects	100	143

Shared goals during the visits are:

1. Creation of 'durable assets' with focus on water harvesting related activities.
2. Focus on 'Bottom 20' to provide individual livelihood assets to the poorest in the village and to encourage the youth to take up livelihood activities.
3. Mobilization of Job Card holders into SHGs and facilitating of increase savings through the wages earned for investment in livelihood opportunities.
4. Water conservation and spring shed rejuvenation as a thrust area to counter global warming at a local level.

Policy Intervention brought in during FY 2017-18 Visits:

1. Preparation of Model Estimates to bring in uniformity.
2. Three (3) months plan of all VECs with focus on priority on water harvesting, water shed related work under NRM (Natural Resource Management), livelihood activities and others.

FIELD INSPECTION AND MONITORING



Commissioner & Secretary meeting with the Job Card holders, Resubelpara C&RD Block, North Garo Hills

3. Bottom 20/40 programme for improving the livelihoods of the neediest households as identified by the respective VECs.
4. The concept of saving was encouraged through the formation of Self Help Groups (SHGs) at the VECs.

Policy Intervention brought in during FY 2018-19 Visits:

1. Special drive for leveraging MGNREGA- Adopting 2 to 3 VECs by Block officials.
2. Convergence and coordinate with NRLM and MGNREGS.
3. Coordination between APO (CL&IBP) and BPM (NRLM) to identify the Bottom 20/40 households, organize trainings, social mobilization, and mobilization weekly saving by SHGs and preparation of integrated / community NRM Plans.
4. Skill training by Line Departments Megh LAMP (EFC) for Bottom 20/40 beneficiaries.
5. Technical Assistant to collaborate with Cluster Coordinators (NRLM) to mobilize Job Cards Holders into SHGs.
6. Training of masons by Technical Assistants.
7. Encouraging Women Functionaries. VECs were encouraged to select/ elect VEC functionaries on rotation based between male and female member.



FIELD INSPECTION AND MONITORING



Community Leadership & Institutional Building Programme

During the field visits conducted by the Commissioner & Secretary and State team from 2016 onwards, it was evident that with good leadership at the VEC level, the works were implemented in a satisfactory manner.

A decision was then made to strengthen the leadership and to mobilized the VECs into leaders. The institution called Community Leadership and Institutional Building Programme (CL&IBP) which function under the State Rural Employment Society was set up during FY 2017-18.

The idea of the institution was to promote the leadership skills of the functionaries and to encourage them to mobilized and guide them in a proper way.

Two (2) State Programme Managers (Khasi and Garo Regions) and Two (2) Research Fellows were appointed at the state level. Further, one APO (CL&IBP) was appointed at each and every C&RD Block, to mobilized and strengthen the grassroot functionaries as well as the rural community.

Summary of Findings under CL&IBP

1. It has been observed that VECs displaying exemplary leadership are the VECs that have better performances. However, many VECs are still facing issues such as unwillingness to work, internal disputes between members, lack of cooperation & biasness which is primarily caused due to the frequent changes in VEC functionaries.

2. VECs are found to have poor adoption of good governance initiatives i.e there is poor maintenance in 7 registers & Citizen Information Board are not as per design and in some projects not placed.

3. Low awareness levels of the beneficiaries related to permissible works that can be taken up (NRM and Agriculture activities), formation of SHGs and its benefits & Bottom 20/40 approach.

4. Poor outputs/outcomes through Livestock rearing Assets due to the lack of knowledge on animal rearing. Of the visited VECs, It has been observed that 31% of bottom 20/40 beneficiaries are not utilizing the assets.

5. VEC members have formed few women SHGs and are holding weekly meetings, collecting weekly savings and initiating internal lending.

FIELD INSPECTION AND MONITORING

Table 20: Table below indicates the Number of VECs inspected under CL&IBP monitoring taken up by SRES officials during the Financial Year 2018-19

No. of District Inspected	No. of Inspected C&RD Block	No. of Inspected VECs
3	11	37



APOs CL&IBP interactive sessions with the Job Card Holders at Sohpiam VEC, Mawsynram C&RD Block, East Khasi Hills.

Megh - LAMP

On 07th August, 2017, a Memorandum of Agreement (MoA) is made between the State Rural Employment Society (SRES) and the Meghalaya Basin Management Agency (MBMA) regarding the Megh-LAMP state wide project assisted by the International Fund for Agricultural Development (IFAD). The project aimed at providing market linkages to rural mass and improving the family incomes and quality of life.

Although MGNREGA permits construction of CC roads, but there were instances where only earthwork was carried out. The Meghalaya Livelihoods and Access to Markets Project (Megh-LAMP), aims at adding value to the already existing works.

The sanctioned for construction of roads using Plastic Cell Technology was Rs. 33.00 lakh/km. An amount of Rs. 7040.00 lakh was received for the construction of 211.37 km of roads across the state. So far, the roads were 97.02% completed

Being a time bound programmed, execution was done in a span of two years. Few observations were

made by the 3rd party assessment are as below:

1. Few Projects have not been executed as per the guidelines of the Plastic Cell Technology (PCT) road.
2. Being a highly skilled work, there is a lack in the quality of few projects as it has been executed by the VECs who lack the skilled man power.
3. Some projects have been executed exceptionally well which shows the commitment of the VECs in implementing the projects.
4. There is a challenge in executing few projects, as the site selected lies in the interior part of the Village which have a transportation problem to carry the construct materials to the site.
5. Till the date of inspection, few projects are yet to be completed in Garo Hills region.

Rectification was also successfully carried out.

Table 21: Table below indicates the Number of VECs under MEGH-LAMP Project inspected taken up by SRES officials during the Financial Year 2018-19

No. of District Inspected	No. of Inspected C&RD Block	No. of Inspected VECs	No. of Inspected Projects
4	16	90	90

Table 22: Table below indicates the length and the amount sanctioned per Districts under Megh-LAMP.

Districts	Approved Length (in Km)	Complete Length (in Km)	Amount Released (in Lakh)	Amount Utilised (in Lakh)
East Garo Hills	21.50	21.50	709.50	709.50
East Jaintia Hills	8.90	8.90	293.70	293.70
East Khasi Hills	31.61	31.61	1042.98	1028.29
North Garo Hills	16.20	16.20	534.60	534.60
Ri-Bhoi	14.21	14.21	468.93	468.93
South Garo Hills	18.25	14.45	602.25	566.13
South West Garo Hills	28.50	28.50	940.50	940.50
South West Khasi Hills	8.50	8.50	280.50	280.50
West Garo Hills	39.33	36.83	1297.89	1273.39
West Jaintia Hills	8.04	8.04	265.32	265.32
West Khasi Hills	16.34	16.34	539.22	539.22
Total	211.37	205.08	6975.39	6900.08

Block Inspection on Record Keeping

Inspection/Verification of the block level records was carried out in four (4) C&RD Blocks namely, Chockpot, Resubelpara, Songsak and Umling C&RD Blocks during the financial year 2017-18 based on the Financial & Physical Performance of the Blocks. Records verified during inspections were Asset Register, Material Register, T+8

Monitoring Register and other relevant MGNREGA documents. The blocks inspected were Chockpot C&RD Block, Resubelpara C&RD Block, Songsak C&RD Block and Umling C&RD Block. These said blocks were visited as the material ratio required to be maintained has exceeded the permissible limit.

Summary findings of record verification are as below:

1. Non maintenance of the Assets Register, Material Register, T+8 Monitoring Register
2. The Block did not pay the Project Management Charge cost of 1% to the VEC functionaries as per the guidelines.
3. Data Entry in updating the 7 registers in the MIS were not completed.
4. Blocks did not issue electronic Muster Rolls (eMR) that can be downloaded from the MIS. Issuing of eMR is mandatory as the same is automatically reported in the MIS once it has been issued. This also leads to unnecessary expenditure on printing of the muster roll by the outside parties.
5. Several semi-skilled and skilled liabilities were reported to be counterfeit which requires deletion from the MIS. Thus, material component was reported on a higher side as on the date of inspection due to such double entry/data entry error of the bills.

Grievance Redressal

There is no grievance addressed at the State level during the financial year 2017-18 and 2018-19. There are however, complaints referred by the Hon'ble Prime Minister's Office/ VIP reference and by the MoRD through CPGRAMS. Summary of the complaints are as the tables below:

Table 23: PMO Office / VIP reference

Districts	Blocks	VECs	Complaints	Action Taken Report
North Garo Hills	Kharkutta & Resubelpara C&RD Blocks	All VECs	Involvement of contractors in the implementation of MGNREGA	<p>Inquiry was conducted</p> <p>Interim Report has been furnished from the District and the same has been forwarded to the Ministry.</p>
West Garo Hills	Selsella C&RD Block	Borshibanda	Complaint on improper implementation of MGNREGA against the President and Secretary of Borshibanda VEC	<p>Inquiry was conducted on 14-09-2017 by Ombudsman; however, the aggrieved Job Card holders who lodged the complaint did not come for hearing as they did not get information in advance. Hence 2nd enquiry was plan by the Ombudsman but the same could not be carried out due to shortage of time and ill health and he resigned from the post w.e.f. 31 March, 2017.</p> <p>The District was instructed to conduct a second enquiry on the issue vide letter dated 30th July 2018.</p> <p>The 2nd enquiry report was submitted by the District in which it was reported on the embezzlement of fund by the VEC President and Secretary.</p> <p>The District has been instructed to file an FIR against the VEC functionaries and evaluate the total amount embezzled from the various projects</p>

Districts	Blocks	VECs	Complaints	Action Taken Report
West Garo Hills	Selsella C&RD Block	Borshibanda	Complaint on improper implementation of MGNREGA against the President and Secretary of Borshibanda VEC	<p>and recover the amount from the concerned functionaries vide letter dated 2nd November 2018. FIR has been filed against the complainant.</p> <p>Recoupment of embezzled amount is under process.</p> <p>The status of the Complaint has been uploaded the CPGRAMS Portal.</p>

Table 24: CPGRAMS

West Garo Hills	Selsella C&RD Block	Pabomari	Misappropriation of MGNREGA fund in Pabomari VEC	<p>"The District was instructed to cause an enquiry into the issue.</p> <p>Report submitted from the Block states that the matter was just a misunderstanding among the Job Card Holders regarding payment of wages and materials liabilities of the previous financial year. The report also states that the VEC has submitted the Muster Rolls of 28 days work for Land Development at Pabomari, for which wage portion are still pending.</p> <p>ATR was sought from the Block on status of pending wages. Report has been furnished by the Block wherein it was informed that the pending wages has been cleared.</p> <p>The status of the Complaint has been uploaded the CPGRAMS Portal."</p>
West Garo Hills	Selsella C&RD Block	Namaburirjhar	Prayer for an Impartial and fair inquiry on MGNREGA	<p>"Inquiry was conducted.</p> <p>Report has been furnished by the District vide letter dated 11th July wherein it was concluded that the implementation of MGNREGS in the</p>

FIELD INSPECTION AND MONITORING

Districts	Blocks	VECs	Complaints	Action Taken Report
West Garo Hills	Selsella C&RD Block	Namaburirjhar	Prayer for an Impartial and fair inquiry on MGNREGA	<p>Namaburirjhar VEC has been carried out in the right manner as per the guidelines of MGNREGA and the various allegations made by the complainant are found to be not holding any truth.</p> <p>The status of the Complaint has been uploaded in the CPGRAMS Portal"</p>

Besides the mentioned complaints, news reports and complaints received from the petitioners were forwarded to the districts for necessary action. The number of such complaints/ news reports is as below:

Table 25: Grievances received during Financial Year 2017-18

Districts	No. of Complaints
South West Garo Hills	1
South West Khasi Hills	1
West Garo Hills	3
West Khasi Hills	4
Total	9

Table 26: Grievances received during Financial Year 2017-18

Districts	No. of Complaints
North Garo Hills	1
West Garo Hills	5
South West Garo Hills	1
Total	7



**Mahatma
Gandhi
National Rural
Employment
Guarantee Act**

☐ Financial Year 2011-12
Name of the Project: Piggery Shed
2010 work cost: Labour Component: Rs 6,450/-
Material Component: Rs 12,250/-
Total: Rs 18,700/-
Other Contributions: Convergence: In Aug. Rs
Total Percentage:
Length of Measurement:
Duration/Length: 10m x 10m (10 x 10m)
Daily Wages: Rs 125/-
Date of Commencement: 1/1/2011
Date of Completion: 1/1/2011
Name of the worker: Dhanraj
Name & contact number: Block Development Officer -
Shri. Seldin, n. Sangma, P.O. 5342247233
Technical Assistant - Shri. Jellon, n. Maro, P.O. 5342247233
Chikgoth South Care Hills



Beneficiary in front of her piggery shed at Dobogre VEC, Chockpot C&RD Block, South Garo Hills District.

Social Audit / Action Taken Report

Table 27: Action Taken Report on the findings of Social Audit during Financial Year 2017-18 in East Garo Hills

Blocks	No. of VECs	Issues/ Findings	Action Taken
Dambo Rongjeng C&RD Block	01	Worksite facilities were not available at worksite.	Problem rectified.
	01	7 Registers were not properly maintained.	Problem rectified.
Songsak C&RD Block	05	Worksite facilities were not available at worksite.	Problem rectified.
	01	7 Registers were not properly maintained.	Problem rectified.
Samanda C&RD Block	04	Worksite facilities were not available at worksite.	Problem rectified.
	03	7 Registers were not properly maintained.	Problem rectified.

Table 28: Action Taken Report on the major findings of Social Audit during Financial Year 2017-18 in East Jaintia Hills.

Blocks	No. of VECs	Issues/ Findings	Action Taken
Khliehriat C&RD Block	12	Delay Payment of Materials	All pending material bills have been cleared.
	38	Delay Payment of Wages	All pending material bills have been cleared.
	19	Work Register and Complaint Register were not available	Registers have been updated
	5	Records were not properly maintained	Registers have been maintained

ACTION TAKEN REPORT

Blocks	No. of VECs	Issues/ Findings	Action Taken
Saipung C&RD Block	5	Delay Payment of Materials	All pending material bills have been cleared.
	2	Records were not properly maintained	Registers have been maintained

Table 29: Action Taken Report on the findings of Social Audit during Financial Year 2017-18 in East Khasi Hills

Blocks	No. of VECs	Issues/ Findings	Action Taken
Khatarshnong - Laitkroh C&RD Block	13	Vigilance Monitoring committee, VMC and Audit report are not available at the VEC	The Block Development Office has instructed all VECs to Constitute the Committees.
	41	Worksite Facilities are not available at the VECs.	Worksite facilities requested and sanctioned by the State on August, 2018.
	6	No Citizen information board at Worksite	CIB placed at the project sites.
Mawkynrew C&RD Block	42	Job card holders find it difficult to withdraw money from the banks as the banks are far from the village.	The matter had been taken up with the Banks in the Block Level payment committee.
	1	Job Card requested to increase in wage rate.	BDO informed all the VECs that the Government revises the wage rate annually and the wage rates are as per the notified Government order.
Mawphlang C&RD Block	71	Register are not available at the VEC	Training have been conducted on Book keeping and record maintenance on 1st September, 2017 at the Block Office
	57	Citizen information board are not maintained at the VEC	CIB placed at the project sites.
	2	Delay payment of wages	All Pending Wages have been cleared.

Blocks	No. of VECs	Issues/ Findings	Action Taken
Mawryngkneng C&RD Block	58	Vigilance Monitoring committee, VMC and Audit report are not available at the VECs. The VECs functionaries have no knowledge regarding the functioning of the said committees	The Block Development Office has instructed all VECs to Constitute the Committees. Training for VEC functionaries have been conducted on the 21 and 22 Sept 2017.
	21	Citizen information board is not maintained at the VEC	CIB placed at the project sites.
	1	Register are not available at the VEC	Warbah is an In-active VEC for more than 3 years. All the registers and documents will be provided once the VEC has renewed its functionaries. Training was also conducted on the 21st and 22nd Sept 2017.
Mawsynram C&RD Block	150	Worksite Facilities are not available at the VECs.	Worksite facilities requested and sanctioned by the State on August, 2018.
	140	Records and Registers are not maintained by the VECs	Trainings on Book Keeping and implementation of MGNREGA were conducted
Myllem C&RD Block	49	Worksite Facilities are not available at the VECs.	Worksite facilities requested and sanctioned by the State on August, 2018.
	24	The VECs functionaries have no knowledge on how to function the Committee and to maintain the records.	Three days training on book keeping and implementation of MGNREGA were conducted.
	1	Delay payment of wages	All Pending Wages have been cleared.
Pynursla C&RD Block	91	PEIC does not function at the VECs because the functionaries have no knowledge regarding the functioning of the said committees.	Training on Committee Formation and book keeping have been imparted to all VECs as on 10 October, 2017.
	67	Citizen information Board is not maintained at the VEC	CIB placed at the project sites.

ACTION TAKEN REPORT

Blocks	No. of VECs	Issues/ Findings	Action Taken
Shella-Bholaganj C&RD Block	72	PEIC do not function at the VECs because the functionaries have no knowledge regarding the functioning of the said committees.	Instruction to the VECs have been given regarding the formation and constitution of all committee within the VECs.
	74	Job card holder do not received dated receipt on job card application, work demand, wage slip & complaint.	Receipts on Job Card application, work demand and complaint format have always been distributed to all the VECs , but since last Financial Year these document are out of stock, wage slips are distributeed to all the VECs in the form of dupilcate FTOs
Sohiong C&RD Block	120	Worksite Facilities are not available at the VECs.	Worksite facilities requested and sanctioned by the State on August, 2018.
	21	Delay payment of wages	All Pending Wages have been cleared.

Table 30: Action Taken Report on the findings of Social Audit during Financial Year 2017-18 in North Garo Hills

Blocks	No. of VECs	Issues/ Findings	Action Taken
Kharkutta C&RD Block	18	The job card was not in the custody of the beneficiaries since it was sending for renewal to the Block office.	The renewed job cards were distributed to the beneficiaries.
	15	Material supply of FY 2016-17 is pending	Upon further inspection it was clarified that the material was received and project for FY 2016-17 was completed.
	9	Beneficiaries have not yet received payment of wages for projects of FY 2016-17	Due payment to job card holders has been checked in MIS from the Block Development Office where it shows nil in both Liabilities and Rejection.
Resubelpara C&RD Block	8	Pending of material bill	Pending bill has been cleared and updated in MIS.

Blocks	No. of VECs	Issues/ Findings	Action Taken
Resubelpara C&RD Block	6	Pending of wages	Amount has been paid fully as per the sanction amount and there are no pending due reported from the VECs.
	1	Work order not issued on time	Concerned Technical Assistant has been directed to issue the work orders in time without delay in future.

Table 31: Action Taken Report on the findings of Social Audit during Financial Year 2017-18 in Ri-Bhoi District

Blocks	No. of VECs	Issues/ Findings	Action Taken
Bhoirymbong C&RD Block	5	VEC excess of Job Card than the Household.	The matters have been solved.
	4	Records and Registers are not properly maintained	BDO has instructed the VECs to maintain the important documents at the VEC office and to maintain transparency.
	1	Delay in Issuing Job Card	BDO have taken up the matter and expedited on the issuing of Job cards.
Jirang C&RD Block	47	Documents not properly Maintained by VECs	BDO has instructed the VECs to maintain the important documents and to update them regularly.
	46	No Plan Estimate in the VEC	BDO has instructed the technical assistant to ensure that the Plan & Estimate is attached along with the Work Order once issued.
Umiling C&RD Block	1	Delay payment of wages	All Pending Wages have been cleared
	149	Documents not properly Maintained and update by the VEC.	BDO have instructed the VEC to maintain the important documents at the VEC office and to update them.
	121	Delay payment of materials	Delay in releasing of material bills is due to non availability of fund. The matter will be notified to the higher authorities to lessen the problem.

ACTION TAKEN REPORT

Blocks	No. of VECs	Issues/ Findings	Action Taken
Umling C&RD Block	6	VECs faced problem with Bank for delay in releasing the money after released from office for more than one month	The issue has been taken up by the Block office with the concerned Banks.
	10	VECs excess of Job Card than the Household.	The matters have been solved.
Umsning C&RD Block	46	VECs request for work site facilities	Instruction were given to all the VECs which required the work site facilities to submit a written application to the BDO which in turn will be submit to the District for necessary action. Worksite facilities requested and sanctioned by the State.
	25	Documents not maintained by the VECs	BDO has instructed the VEC to maintain the important documents at the VEC office and to ensure transparency.
	5	VEC problem with Bank on withdrawal of wages.	BDO has instructed all the VECs to open their individual account at any nearest Bank and if any problem arises they should inform the BDO accordingly.

Table 32: Action Taken Report on the findings of Social Audit during Financial Year 2017-18 in South Garo Hills District

Blocks	No. of VECs	Issues/ Findings	Action Taken
Baghmara C&RD Block	2	7 Registers were not properly maintained	Training has been given to VECs in maintaining register by the Block, District and SRES
	1	Wage payment for 6 days for construction of CC motorable road yet to be cleared.	Due to technical problem the wages could not be cleared on time. The problem has been solved.
	1	No CIB at worksite.	CIB is placed at the project site.

Blocks	No. of VECs	Issues/ Findings	Action Taken
Chokpot C&RD Block	7	Households has not been registered for Job Card	The VEC Secretary and the concerned staff has been instructed to complete job card registration of the remaining household at the earliest.
	5	Delay Payment of Materials	All pending material bills have been cleared.
	4	Delay Payment of wages	The pending amounts of wages have been paid to the VEC.
Gasuapara C&RD Block	51	7 Registers were not properly maintained	Updated
	3	Delay supply of material	The PO have issued directive to the suppliers/vendors to ensure delivery of requisite materials without undue delay, failing which the supply order would be cancelled.

Table 33: Action Taken Report on the findings of Social Audit during Financial Year 2017-18 in South West Garo Hills District

Blocks	No. of VECs	Issues/ Findings	Action Taken
Betasing C&RD Block	82	7 Registers were not properly maintained	Awareness programme and training on book keeping have been conducted. Registers have been maintained.
	28	Delay Payment of Materials	All pending material bills have been cleared.
Damalgre C&RD Block	136	7 Registers were not properly maintained	Awareness programme and training on book keeping have been conducted at the Block office by ETC and APO CL&IBP. Registers have been maintained.

ACTION TAKEN REPORT

Blocks	No. of VECs	Issues/ Findings	Action Taken
Zikzak C&RD Block	112	7 Registers were not properly maintained	Awareness programme and training on book keeping have been conducted by SRES and ETC officials. Registers have been maintained.

Table 34: Action Taken Report on the findings of Social Audit during Financial Year 2017-18 in South West Khasi Hills District

Blocks	No. of VECs	Issues/ Findings	Action Taken
Mawkyrwat C&RD Block	All VECs	Poor Maintenance of records and registers	Record maintenance training and hands on training for all functionaries was imparted to 80 VECs. DPM & APO CLIBP were deployed to field for illustration and monitoring. DEOs have equipped with the knowledge to assist the functionaries in filling up the registers and step for online registers. Record keeping has been entrusted to identified educated Mates and not only VEC secretary/ chairman.
	1	Internal conflict with Rangmaw	Public hearing was held. Clear instruction was given that implementation of MGNREGA should not be limited by disputed village boundaries. Since the programme is the right based for each and every household and should be implemented by all willing households.
	1	Internal conflict, land issues with individuals	Spot inquiry was held by BDO, meeting stakeholders at Block Development Office. Subject is in pursuance.
Ranikor C&RD Block	315	Poor Maintenance of records and registers	General training was given for 315 VECs and Intensive Record maintenance training and hands on training for all functionaries was imparted to 315 VECs.

Blocks	No. of VECs	Issues/ Findings	Action Taken
Ranikor C&RD Block		Delay Payment of Materials	Subject not under the control of the district. Instruction to all VECs/TAs to submit and enter material vouchers on a chronological basis without delay for tracking of actual liabilities on a specific period by the Government.

Table 35: Action Taken Report on the findings of Social Audit during Financial Year 2017-18 in West Garo Hills District

Blocks	No. of VECs	Issues/ Findings	Action Taken
Dalu C&RD Block	32	Delay Payment of wages	All Pending Wages has been cleared
	6	Incomplete Projects	Work has been completed and issue has been resolve
	3	Delay Payment of Materials	All pending material bills have been cleared
	1	Misused of Fund	Enquiry has been conducted by APO /GS/TA
Dadenggre C&RD Block	8	Delay Payment of wages	All Pending Wages have been cleared
	9	Delay Payment of Materials	All pending material bills have been cleared
Gambeggre C&RD Block	38	Delay Payment of Materials	All pending material bills have been cleared.
	5	Delay Payment of wages	All Pending Wages have been cleared
Rongram C&RD Block	56	Delay Payment of wages	All Pending Wages have been cleared
	47	Delay Payment of Materials	All pending material bills have been cleared.
	44	7 Registers were not properly maintained	Registers has been maintained
Selsella C&RD Block	43	Delay Payment of Materials	All pending material bills have been cleared.

ACTION TAKEN REPORT

Blocks	No. of VECs	Issues/ Findings	Action Taken
	27	Delay Payment of wages	All Pending Wages have been cleared
Tikrikilla C&RD Block	34	7 Registers were not properly maintained	Registers have been maintained
	26	Delay Payment of wages	All Pending Wages have been cleared

Table 36: Action Taken Report on the findings of Social Audit during Financial Year 2017-18 in West Jaintia Hills District

Blocks	No. of VECs	Issues/ Findings	Action Taken
Amlarem C&RD Block	23	Records and registers were not updated	Records updated
	9	Delay Payment of wages	All pending wages have been cleared
	1	Payment for drainage and IHHL has been received but work is still in progress	Work completed.
Laskein C&RD Block	59	Delay Payment of Materials	All pending material bills have been cleared
	55	Delay Payment of wages	All pending wages have been cleared
Thadlaskein C&RD Block	15	No Vigilance Monitoring Committee and Procurement Committee in the VEC.	Committee has been formed
	12	Delay Payment of wages	All pending wages has been cleared
	8	Delay Payment of Materials	All pending material bills have been

Table 37: Action Taken Report on the findings of Social Audit during Financial Year 2017-18 in West Khasi Hills District

Blocks	No. of VECs	Issues/ Findings	Action Taken
Mairang C&RD Block	32	Work not started	Completed
	6	Delay Payment of wages	All Pending Wages has been cleared

Blocks	No. of VECs	Issues/ Findings	Action Taken
Mairang C&RD Block	3	Delay Payment of Materials	All pending material bills have been cleared.
	1	Delay Payment of Materials	All pending material bills have been cleared.
Mawshynrut C&RD Block	8	7 Registers were not properly maintained	Registers updated
	9	As per MIS the work sanctioned appears Construction of footpath; however the VEC has not yet received work order	Work orders have been issued and works are ongoing
	14	MIS no. Of Household is less in number compare to the no. Found by the SA team	Issue resolved
Mawthadraishan C&RD Block	7	Delay Payment of wages	All Pending Wages have been cleared
	6	7 Registers were not properly maintained	Registers updated
Nongstoin C&RD Block	80	Delay Payment of wages	All Pending Wages have been cleared
	76	Delay Payment of Materials	All pending material bills have been cleared.
	43	7 Registers were not properly maintained	Registers updated



Job Card Holder at Zikzak G&RD Block, South West Garo Hills District.

Management Information System

The implementation of MGNREGA has been tightly coupled with NREGASoft for addressing the accountability and transparency in implementation of the Scheme. NREGASoft or MGNREGA Management Information System (MIS) is an e-Governance system available in offline as well as online mode to capture all the activities under MGNREGA at different levels of implementation. NREGASoft has been deployed at <http://nrega.nic.in> and has turned out to be a comprehensive solution to monitor, manage and run MGNREGS.

As and when new features are incorporated in the MGNREGA MIS; capacity building training programme is conducted for the personnel involved in data entry operation in the MGNREGA MIS. Further, when need arises; technical assistances and troubleshooting supports are provided to the DEOs in NREGASoft data entry aspects.

Geotagging in simple terms is to capture latitude and longitude of the assets. All assets created under MGNREGA are geo-tagged with pictures and are visible on the Government owned Bhuvan mapping platform that provides 2D/3D maps. Mahatma Gandhi NREGA GIS solution named as 'GeoMGNREGA' intends to provide a single and

integrated view of assets information system of all MGNREGA assets.

From 1st November 2017 onwards GeoMGNREGA Phase II was initiated where all works taken up under MGNREGA are geo-tagged in three stages namely before, during and after. In before stage, the proposed work site where the MGNREGA work shall be implemented is geo-tagged prior to the start of the work. After completion of the before stage geo-tagging, the implementation of the project is started at field. When the project implementation reaches between 30 % to 60% of the estimated cost the during stage geo-tagging is done mandatorily to allow further booking upto 100% of expenditure in NREGASoft. Finally, once the work is physically and financially completed the after stage geo-tagging is performed for the completed work.

Upto FY 2017-18, under GeoMGNREGA Phase I; total number of 80,451 MGNREGA assets has been geo-tagged by the field functionaries out of the total 88,395 assets achieving 91.01% in geo-tagging of assets. Furthermore; under GeoMGNREGA Phase II, the status of geo-tagging of MGNREGA works and assets in FY 2017-18 is listed in *Table 38*.

MANAGEMENT INFORMATION SYSTEM

Stages	Total Works/Assets	Total Geo-Tagged	% of Achievement
Before	24,629 (Works)	23,898	97.03
During	23,090 (Works)	21,476	93.00
After	6,387 (Assets)	3,711	58.10



Training Programme on MIS Operationalization & Implementation of Mobile Monitoring System under MGNREGA, Yojana Bhavan, Shillong.





Construction of footpath at Nongthymmai Lumthangding VEC, Khatarshnong-Laitkroh C&RD Block, East Khasi Hills District.

Na Ka Jing Ia Kawang Borti Sha Ka Jing Ia Trei Lang.

(FROM THROWING BUCKETS AT EACH OTHER TO WORKING TOGETHER)

IEWDUH LYNGKYRDEM VEC

PYNURSLA C&RD BLOCK

WATER CONSERVATION

Iewduh Langkyrdem VEC under Pynursla C&RD Block of East Khasi Hills District is surrounded by undulating hills and valleys giving it the much sought after beauty. Iewduh Langkyrdem VEC under Pynursla C&RD Block of East Khasi Hills District is surrounded by undulating hills and valleys giving it the much sought after beauty and an apt definition of "The abode of the Clouds". In fact, the block itself is inundated with cumulus clouds and a dense thick fog for most part of the year.

Despite the plenty runoff, Iewduh Langkyrdem VEC still suffer from acute water shortage particularly in the winter. Prior to the intervention of MGNREGA, the villagers usually wash their clothes and collect drinking water from small channels or shyng-lar. Being seasonal run-off and with a minimum capacity, the water was not enough for consumption. Earlier attempts were made to channelize the water through pipes to several corners of the village, yet that was not enough. This led to quarrels and throwing of buckets by the women folks; at each other.

The Chairman of the VEC who is also the Rangbah Shnong (Village Head) took stock of the situation and decided to use the facilities available under MGNREGA to create a better platform for the villagers. They came up with a concept of constructing a water tank cum washing platform. With repeated surveys and thorough planning, the VEC finally could construct a Water harvesting

structure (including washing platform and bathrooms). This has immensely eased the tension and the people can share a platform which can accommodate 20 people for washing clothes at a time. The water from the source was collected in a tank of which the capacity is 75m³. This was then carefully channelized and controlled so





“An innovative idea coupled with the contribution of MGNREGA, made the project a huge success. We also plan to collect all the runoff to a common tank and channelize it to all corners of the VEC”

SHRI. JUBANLIN PYNGROPE, CHAIRMAN IEWDUH LANGKYRDEM VEC

that there is no wastage. This was then carefully channelized and controlled so that there is no wastage. Bathrooms for males and females were also constructed and utilised well by the beneficiaries.

To further curb wastage of water, the VEC also installed filters consisting of boulders, gravel, stone aggregates and sand in various chambers to purify the water and re-use it for washing purposes. Similar other structures were also constructed in various locations of the VEC to meet the need for washing and drinking.

PROJECT DETAILS



₹ 2,682,750

Wages Expenditure



₹ 1,560,638

Material Expenditure



₹ 4,443,388

Total Amount Sanctioned



15,330

Persondays Generated



17th Nov, 2017

Date of Starting



19th Mar, 2018

Date of Completion



CASE STUDY CONDUCTED BY SRES



“When I was young, the water available was twice what is today. If we don’t do anything to conserve it now, I don’t know what the future will be.”

SHRI. KERES KHONGWAR, CHAIRMAN MAWSMAI VEC



Draining into the Missing Fall

MAWSMAI VEC
SHELLA BHOLAGANJ C&RD BLOCK
WATER CONSERVATION

Mawsmmai VEC located at the heart and hub of tourism in and around the famed Sohra area is one of the VECs where water comes in plenty. Sohra stood first on a global platform as the wettest place on earth for an exceedingly long period. Despite the fact that water comes in plenty, retaining it is always a challenge.

Due to the porosity of soil and the topography, it has always been a challenge to retain water in the natural and manmade structures and in few instances, leakage happened. However, the hard work and dedication of all Job Card Holders, made it possible to undertake such a challenging task.

There are two projects clubbed together in the making of the water body in Mawsmmai VEC, Shella Bholaganj C&RD Block in East Khasi Hills District. These are the Construction of retaining wall and the Construction of RCC weir. Together, these projects produced an extensive area for storage of water. The RCC weir constructed at the first chamber was planned with the aim of preventing all kinds of waste from flowing into the second chamber i.e. the Check-dam. The second chamber, wherein a check-dam was initially constructed by the VEC on their own was supported by the Retaining wall to prevent leakage.



PROJECT DETAILS



₹ 3,103,600
Wages Expenditure



₹ 5,198,000
Total Amount Sanctioned



03rd November, 2017
Date of Starting



₹ 2,094,400
Material Expenditure



17,952
Persondays Generated



17th March, 2018
Date of Completion

CASE STUDY CONDUCTED BY SRES



The works were selected and placed in the Shelf of Projects of the VEC and implemented in the FY 2017-18. The VEC being the Nodal implementing agency at the grass-root level implemented the project under the constant supervision of the Technical Assistant and field experts of the converging line department i.e. Soil & Water Conservation Department which has made a contribution of Rs. 10,52,800/- for construction of RCC weir towards material component. This has sufficed the need on material requirement which usually is a challenge under MGNREGA. The total cost of the projects is Rs. 51. 98 lakhs and the breakup is as below:

PROJECT NAME	EXPENDITURE (₹ in Lakh)		
	Wage	Material	Total
Retaining Wall	15.24	10.42	25.66
RCC Weir	15.79	10.53	26.32
Total	51.98		

Unity is observed in the VEC and all beneficiaries have tremendously contributed towards the achievement of the work. Any tangible benefit is yet to be recorded. However, the VEC envisioned to convert the Water Harvesting Structure into a fish sanctuary and to promote tourism through boating. The structure has been able to retain water to a capacity of 3905 m³ (approx.) which earlier was not a possibility. The overflow from the check-dam drains into the Missing Falls which again recharges the undulating waterfalls that draw visitors.


Preservation and Exploration

POMSHUTIA VEC
PYNURSLA C&RD BLOCK
WATER CONSERVATION

Deep in the rolling hills of Meghalaya along the Indian border with Bangladesh lays the pristine village of Pomshutia. Recently, many tourists (local and foreign) flock here to discover one of the cleanest and stunning rivers of India - the 'Umngot River' and the region's scenic site. Further, the village receives sufficient rainfall during the rainy season; however, the terrain and weather condition in the area made it difficult to conserve water.

With the aim of preserving and multiplying the indigenous fish species and to harvest water for community needs, the VEC under Pynursla C&RD Block, East Khasi Hills District came up with the idea to construct a multi-purpose check dam in one of the nearby water sources in the village. The processes adopted for execution of the project ensured active participation of the community. As the project involved the VEC, Job Card holders has to put in effort in digging out to locate and preserve the source with minimum disturbance. During the construction, the location of the site is also a challenge. The Beneficiaries had to carry on head load to transport construction materials to the site.

Through the cumulative effort of the local people, the proper planning and estimates preparation, commitment to work beyond the allotted time (7 hours), the project could be materialized at a reasonable amount.



“This work could not have been made possible if not through MGNREGA, at such a reasonable cost”

SHRI. NIBARON KHONGBINAN, CHAIRMAN POMSHUTIA VEC

As a result, the water level in the site increased remarkably and can be stored up to 7000 m3. The rivulet also housed numerous indigenous fish species, which are rapidly disintegrating. With such a huge water body constructed, the VEC decided to make optimum use by converting it into a fish sanctuary. This will give room for breeding of the fish and retaining them in their natural habitat. The check dam also ensures availability of water for the community throughout the year.

The area is much visited by tourists; the project in turn generates additional employment avenues for the local people. The VEC anticipate in making the initiative a focal point for eco-tourism. They are planning to set up rest huts, shops and boating facilities etc to make the site attractive.

PROJECT DETAILS



₹ 3,462,900

Wages Expenditure



₹ 1,782,705

Material Expenditure



₹ 5,245,605

Total Amount Sanctioned



19,788

Persondays Generated



01st Dec, 2017

Date of Starting



22nd Mar, 2018

Date of Completion





Floods to Fortune

UPPER KHAMARI (RABHA) VEC

TIKRIKILLA C&RD BLOCK

WATER CONSERVATION

Earlier, Rabha village, Upper Khamari of Tikrikilla C&RD Block in West Garo Hills District is facing the wrath of floods. Many times, farmers ended up losing their crops, paddy has been damaged and saplings are under water. Due to this challenge that occurs, the farmers in the area are turning away from traditional agriculture and seeking a new way to support their livelihoods. The boom has very good reasons to back it up. Fish farming brings in more profits than agriculture.

Then in 2017, the VEC received support from the District Horticulture Department (under Mission for Integrated Development of Horticulture) - funded in convergence with MGNREGA for transforming the 7.5 hectares agricultural area to a water harvesting reservoir. The project aims to improve the lives of the beneficiaries in the village through fish farming and increase the productivity of fish farms.

The total cost of material was Rs. 25,03,000/- out of which Rs.25,00,000/- was contributed under MIDH which has immensely supplemented the need for material component.

The project is a great success to the VEC; with conservation of water as well as rearing of fish, the annual production of fish from this project is approximately 1.6 ton amounting to Rs 4lakhs/year which contributed towards family income and improved the economic condition of the beneficiaries of the VEC.

The reservoir has bought new hope to the residents of the VEC as they have successfully achieved the targets they have set for themselves. Unity among the members has resulted in their success. The VEC also envisioned promoting tourism in the site; they have planned to set up boating facilities as well as construct a bridge over the reservoir.



“This was an agricultural land earlier; we used to cultivate paddy but faced challenges due to flood in most times. With the help of the Line Department and through MGNREGA we can take up a big water conservation project and start rearing of fish in this land. This project brings in water conservation as well as income generation through fishery unit.”

SHRI. B. RABHA, CHAIRMAN UPPER KHAMARI (RABHA) VEC.

PROJECT DETAILS



₹ 5,87,500

Wages Expenditure



₹ 2,500,000

Material Expenditure



₹ 3,087,500

Total Amount Sanctioned



3,340

Persondays Generated



07th Mar, 2017

Date of Starting



31st Mar, 2018

Date of Completion





From Bog to Beauty

MAWRYNGKNENG VEC

MAWRYNGKNENG C&RD BLOCK

WATER CONSERVATION

Situated between the border of the Khasi and Jaintia Hills District, Meghalaya, Mawryngkneng Village is the second largest village under Mawryngkneng C&RD Block, East Khasi Hills District. During FY 2011-12, the VEC was not able to make much impact through the programme. This was due to the fact that it was a highly disputed Village Employment Council. There were numerous cases of misappropriations and manipulations. With the change in the functionaries there was a drastic improvement in the implementation.

Population explosion in the village has led to a negative impact on the environment. Community land has become a dumping ground. The village has suffered an unbearable stench emanating from the valley. Over time, the water bodies deteriorated and hence called for a much-needed intervention for its revival. Mawryngkneng VEC decided to stop the nuisance and thereby construct a check dam for fish sanctuary. With the support of MGNREGA and the united and tireless efforts of the job card holders, the lifeless creek has come to life again.

While preparing the plan and estimate, the work seemed to be an impossible task. However the Village Employment Council and Technical Assistant overcame the challenge. The revival work included cleaning, land development, scouring and embankment wall. This complete transformation from an unusable water body





PROJECT DETAILS



₹ 3,103,600
Wages Expenditure



₹ 5,198,000
Total Amount Sanctioned



03rd November, 2017
Date of Starting



₹ 2,094,400
Material Expenditure



17,952
Persondays Generated



17th March, 2018
Date of Completion

CASE STUDY CONDUCTED BY SRES



body into a clean water reservoir is an achievement for the locals.

The Check Dam has brought about a sense of cultivating cleanliness; there is huge potential for developing the check dam into a fish sanctuary. Fish cultivation is also being undertaken by the village community. 2000 fingerlings have been released by the State Fisheries Department and an additional 3000 fingerlings were released into the 3528 m3 reservoir by the VEC's own expenditure.

The Check Dam is an example of transforming the lifeless and contaminated creek into a prospective fish sanctuary and an eco-friendly community asset. The initiative has successfully proved that rejuvenation of water bodies is not only a catchphrase for the people, but it also plays an important role in providing a livelihood opportunity with a sense of ownership by protecting the environment.

“We are extremely happy that we managed to convert a dumping ground into a huge water body. We also plan to stock fish for additional income.”

SHRI. SHEMAHANG KHARSATI, SECRETARY MAWRYNGKNENG VEC





Footpath at Domjri VEC, Nongstoin C&RD Block, West Khasi Hills District.

Construction of Foot Bridge at Wah Jnang

EAST KHASI HILLS

MAWRAH VEC

KHATARSHNONG-LAITKROH C&RD BLOCK

The inflow of tourists to Meghalaya has doubled in the past decade and numbers are increasing at a rapid rate. Recently, Mawrah VEC under Khatarshnong-Laitkroh C&RD Block, East Khasi Hills District has turned out to be a tourist magnet. To capture the growth of the Tourism industry, the VEC took up an initiative under MGNREGA to develop and transform the area. This has resulted in the creation of assets, beautification of the place and has also enhanced the income generation opportunity in the VEC.

The footbridge at Wah Jnang VEC was a MGNREGA initiative through which vast deep gorges was transformed into a tourism spot. The construction of a footbridge to beautify the barren land changed the entire belt into a prospective hub of tourism thus generating other livelihood avenues.

Hidden in the lush greenery, rolling hills, and watering holes; the people of Mawrah VEC whose livelihood was solely on agriculture and other allied activities. This newly constructed project provides employment for the Job Card holders of the VEC. This initiative has created livelihood opportunities for the villagers as the spot has started attracting visitors frequently. This complete transformation of unusable barren land into a tourist spot is an achievement for the villagers.



PROJECT DETAILS



₹ 2,746,800

Wages Expenditure



₹ 1,910,500

Material Expenditure



₹ 4,657,300

Total Amount Sanctioned



01st August, 2017

Date of Starting



15,696

Persondays Generated



04th December, 2018

Date of Completion

Foot Bridge over Rongkusi Waterfall

WEST GARO HILLS
WARISEPGRE VEC
RONGRAM C&RD BLOCK

The initiative of constructing the rainbow footbridge across river Jengjal was jointly decided by the four village employment councils namely, Baljek Agal, Bolbokgre, Nengkalgre & Warisepgre. The objective was to transform an unused river site into a potential tourism attraction. MGNREGA Job Card holders from the four VECs put in their efforts to construct the bridge which resulted in the completion of the project.

The project included a rainbow bridge, and fencing of the sidewalk. This complete transformation from an unusable barren riverside into a recreational tourism site is an achievement for the locals. The transformation changed the entire belt, thus generating other livelihood opportunities.

The project is a beautiful example for creation of durable assets for recreation purpose, beautification of the place as well as enhancing the tourism potential of the area.



PROJECT DETAILS



₹ 3,020,000

Wages Expenditure



₹ 1,533,943

Material Expenditure



₹ 4,553,943

Total Amount Sanctioned



03rd October, 2017

Date of Starting



17,600

Persondays Generated



22nd December, 2017

Date of Completion

Concrete Cement Road at Madan Maroid

WEST KHASI HILLS

MADAN MAROID A VEC

MAIRANG C&RD BLOCK

Madan Maroid VEC in Mairang C&RD Block of West Khasi Hills District has acre and acres of farmland. However, most of the farmlands are away from the residential areas. Lack of proper road to the village made it difficult for the villagers to commute to the fields. It was strenuous to transport agricultural produce from the fields, especially during the rainy season.

This led to the initiation of construction of cement concrete motorable road under MGNREGA. Before the construction, the village has no proper linkage between localities within the village. The pathway was narrow and muddy and villagers had to transport their produce on head load. The road has proved to be very useful to the villagers for transporting of agricultural goods and harvested produce to the nearest market with ease and in time.



PROJECT DETAILS



₹ 1,172,150

Wages Expenditure



₹ 1,674,500

Total Amount Sanctioned



19th January, 2018

Date of Starting



₹ 502,350

Material Expenditure



6,698

Persondays Generated



17th March, 2018

Date of Completion

Footpath from Photkhadoh to Lumjingtep

**SOUTH WEST KHASI HILLS
NGUNRAW VEC
MAWKYRWAT C&RD BLOCK**

Ngunraw VEC is situated in Mawkyrwat C&RD Block of South West Khasi Hills District. The village faced lots of challenges because of the lack of proper infrastructure. One of the challenges faced is the pathway from the village to the cemetery. The cemetery was located on the 170+ metre hilltop on the outskirts of the village, and there was no proper path to get there. The VEC put in effort to construct a concrete cement footpath under Mahatma Gandhi NREGA to ease the villagers to reach the cemetery.

The construction of this project became a blessing; it has enabled the villagers to connect the steep slope cemetery from the village. The construction also includes the three hundred and five (305) footsteps from the base to the top.

The footpath construction was completed and the cemetery site is now easily accessible. The villagers work actively and took proper care and maintenance to improve the longevity of the asset.



PROJECT DETAILS



₹ 343,000

Wages Expenditure



₹ 521,360

Total Amount Sanctioned



11th December, 2017

Date of Starting



₹ 173,160

Material Expenditure



1,960

Persondays Generated



31st December, 2017

Date of Completion

Kitchen Garden at Lumstoin SSA LP. School

WEST JAINTIA HILLS
MOOKYNNIANG VEC
THADLASKEIN C&RD BLOCK

Mookynniang VEC under Thadlaskein C&RD Block, borders between the Khasi and Jaintia Hills District. With about 192 households, Mookynniang is one of the major villages having Lower Primary School with 68 students from Nursery to 05 classes.

The School building was constructed in a spacious location, but there is no proper fencing to fortify the school compound. With the approval of the MGNREGA action plan 2017-18, the VEC decided to take up a Kitchen Garden and fortified with a strong compound wall. After the development, the school is considered to be one of the better schools with all the basic facilities where children can learn and prosper. The school administration saw this nursery as a good opportunity for the students. The children will get practical experience and a chance to see how nature blossoms. Furthermore, the vegetables from the nursery are used as an additional nutritive supplement for the school's mid-day meal program. The surpluses are being sold and income generated is managed by the school administration. Maintenance of the garden is also taken up by the school administration.

School children get a chance to observe their efforts taking shape. The initiative connects the children with nature and inculcates the sense of belonging along with responsibility towards the environment.





PROJECT DETAILS



₹ 1,009,050

Wages Expenditure



₹ 1,681,500

Total Amount Sanctioned



01st March, 2018

Date of Starting



₹ 672,450

Material Expenditure



5,766

Persondays Generated



13th June, 2018

Date of Completion

Ginger Cultivation at Mynthlu VEC

EAST JAINTIA HILLS
MYNTHLU VEC
SAIPUNG C&RD BLOCK

Certain pockets of Meghalaya have vast potential for cultivating cash crop and organic farming has been a natural tradition. Meghalaya produces varieties of the finest quality of ginger but with the limited resources available, it has restricted the farmer potential to grow and expand. Realising the scope, Mynthlu Village Employment Council has initiated Cultivation of ginger under MGNREGA.

The objective of the project is to enhance the productivity of the farmers by cultivating the crop on a larger scale as well as provide employment opportunities to the Job Card holders. Hundred and one household joined hands to take up this project. Under this initiative, fallow land has been converted into a productive land.

So far, in the first year of plantation, the VEC planted 10.40 quintal (1040kgs) and about 2000 quintal (2000kgs) has been harvested. This collective effort with support from MGNREGA enhanced the income of the community, hence paving way for a sustainable livelihood.





PROJECT DETAILS



₹ 456,750

Wages Expenditure



₹ 544,337

Total Amount Sanctioned



10th July, 2017

Date of Starting



₹ 87,587

Material Expenditure



2,610

Persondays Generated



30th August, 2017

Date of Completion

Compost Pit at Lawsohtun VEC

EAST KHASI HILLS
LAWSOHTUN VEC
MYLLIEM C&RD BLOCK

Cultivation of vegetable crops is an important source of livelihood for many residents in Lawsohtun. Since organic farming was lesser known to the region; the implementation of MGNREGA in convergence with Agriculture Department and Meghalaya Basin Development Authority (MBDA) aims to encourage farmers to adopt the organic system of agriculture.

Iarita Sohtun, a resident of the VEC is a florist who gradually diversified to an organic farmer. Her ambition and care transformed her acres into a prime organic agricultural farmland. In general, vegetable crops required proper support for the growth and development. Through MGNREGA, Land Development and Organic Compost Unit was taken up with an aim to boost the agricultural productions and financial situation.

Today, Iarita Sohtun is one of the most successful organic farmers in the village. She added, "The scheme has tremendously changed the economic and self dependence of women. It encouraged farmers to adopt the organic system and, provided support in technical training, and capacity building exposure."





PROJECT DETAILS



₹ 18,375

Wages Expenditure



₹ 45,415

Total Amount Sanctioned



27th October, 2017

Date of Starting



₹ 27,040

Material Expenditure



05

Persondays Generated



02nd December, 2017

Date of Completion

Piggery Shed at Mengkulgittim VEC

SOUTH GARO HILLS
MENGKULGITTIM VEC
BAGHMARA C&RD BLOCK

Mengkulgittim is a village in Baghmara C&RD Block of South Garo Hills District. The Self Help Group (SHG) members in the VEC were involved in rearing of animals and farming. Rearing of pigs is one of the prime livelihood activities of the residents in the area. Construction of Piggery shed was an initiative taken up under MGNREGA for supporting rural livelihoods in the region.

Construction of Piggery shed is one of the most successful and innovative project; it not only generates employment to the beneficiaries who have less income source but also provided capital for supporting their livelihood activities. The project has been a helping hand to the group; whereby income can be generated through sale of piglets and mature pigs.



PROJECT DETAILS



₹ 101,500

Wages Expenditure



₹ 344,300

Total Amount Sanctioned



27th January, 2018

Date of Starting



₹ 242,800

Material Expenditure



580

Persondays Generated



25th March, 2018

Date of Completion

Individual Household Latrine

**SOUTH WEST KHASI HILLS
PYNDEGLARU VEC
RANIKOR C&RD BLOCK**

Pyndenglaru is one of the villages of Ranikor C&RD in the southernmost district South West Khasi Hills. In an attempt to provide latrine to the entire household in the VEC, Mahatma Gandhi NREGA has put up Individual Household Latrine (IHHL) as the focus area of intervention. People in the village do not have a proper latrine and sanitation, which has in turn resulted in unhygienic living conditions and a large number of households defecate in the open.

A detailed strategy was formulated to address the problem of poor sanitation and to prevent pollution and mitigating of various diseases. The objective was to strive towards making Pyndenglaru an Open Defecation Free (ODF) VEC. As there was creation of individual assets, MGNREGA Job Card holder attracted towards this initiative.



PROJECT DETAILS



₹ 98,000

Wages Expenditure



₹ 168,000

Total Amount Sanctioned



07th September, 2017

Date of Starting



₹ 70,000

Material Expenditure



560

Persondays Generated



09th November, 2017

Date of Completion

BNRGSK Building at Gondop VEC

EAST GARO HILLS
GONDOP VEC
DAMBO RONGJENG C&RD BLOCK

Identifying the need, Gondop VEC implemented the project on construction of Bharat Nirman Rajiv Gandhi Seva Kendra (BNRGSK). To ensure better and basic for community meeting, trainings and other administrative activities.

In this project the basic infrastructure (13mts in length & 10mts in width) was built under MGNREGA. The building was constructed with emphasis to overcome the challenge faced by the villagers to hold community meetings and trainings especially during the monsoon season.

According to the village head, "The building has changed the whole community. Now, we are able to hold meeting and other village administrative activities. Moreover MGNREGA lightens up the whole community to take up new innovative projects in the future."



The BNRGSK building project ensured the creation of a durable asset while providing employment to the MGNREGA Job Card holders. The outcome is not just improved rural infrastructure, but also ensures a better administrative centre.

PROJECT DETAILS



₹ 314,650

Wages Expenditure



₹ 1,000,000

Total Amount Sanctioned



02nd October, 2017

Date of Starting



₹ 682,372

Material Expenditure



1,790

Persondays Generated



11th January, 2018

Date of Completion

Anganwadi Centre at Lumstong VEC

WEST JAINTIA HILLS
LUMSTONG VEC
THADLASKEIN C&RD BLOCK

In order to ensure better environment and basic facilities like health care centre and to provide supplementary nutrition's for rural community children, there was a need for construction of Anganwadi centre. The Lumstong Village Employment Council of West Jaintia Hills saw this opportunity and took the project under MGNREGA in convergence with Social Welfare Department under the Integrated Child Development Scheme.

The objective of the Anganwadi project is to make a community centre for children and women. The centre was well decorated with charts, awareness posters, paintings etc. Through the aid of these posters, Anganwadi workers are able to impart valuable information to the women and children who visit the centre. Under Integrated Child Development Scheme, supplementary nutrition is provided to children in the age group of 0-6 years and to pregnant/lactating mothers with main objective to fight the problem of malnutrition.



The Anganwadi centre project ensured the creation of a durable asset while providing employment to the MGNREGA Job Card holders. The outcome is not just improved the infrastructure, but also ensures a child friendly environment. It also serves as crèche facility for women under MGNREGA. Better facilities and robust infrastructure resulted in overall mental, physical, and social development of the children.

PROJECT DETAILS



₹ 225,750

Wages Expenditure



₹ 700,000

Total Amount Sanctioned



19th September, 2017

Date of Starting



₹ 474,250

Material Expenditure



1,290

Persondays Generated



05th December, 2017

Date of Completion

Concrete Check Dam at Iapmala VEC

EAST JAINTIA HILLS
IAPMALA VEC
KHLIEHRIAT C&RD BLOCK

Cultivation of vegetable crops is an important source of livelihood for many residents in Lawsohtun. Since organic farming was lesser known to the region; the implementation of MGNREGA in convergence with Agriculture Department and Meghalaya Basin Development Authority (MBDA) aims to encourage farmers to adopt the organic system of agriculture.

Iarita Sohtun, a resident of the VEC is a florist who gradually diversified to an organic farmer. Her ambition and care transformed her acres into a prime organic agricultural farmland. In general, vegetable crops required proper support for the growth and development. Through MGNREGA, Land Development and Organic Compost Unit was taken up with an aim to boost the agricultural productions and financial situation.

Today, Iarita Sohtun is one of the most successful organic farmers in the village. She added, "The scheme has tremendously changed the economic and self dependence of women. It encouraged farmers to adopt the organic system and, provided support in technical training, and capacity building exposure."





PROJECT DETAILS



₹ 1,828,750

Wages Expenditure



₹ 3,047,917

Total Amount Sanctioned



11th October, 2017

Date of Starting



₹ 1,234,167

Material Expenditure



10,450

Persondays Generated



13th March, 2018

Date of Completion

Renovation of Traditional Water Bodies.

EAST KHASI HILLS

LAITMAWSIANG VEC

KHATARSHNONG LAITKROH C&RD BLOCK

Laitmawsiang has features on the tourist map for its unique park called the Bri Ki Synrang (Garden of Cave) and also famous for its heart-shaped stone. It is located in the midst of a remote, quaint village in Khatarshnong-Laitkroh C&RD Block. The VEC is situated in the Sohra range, where it received an ample amount of rainfall. But with poor development and lack of infrastructure to store water, the village faced a huge water shortage issue.

Water harvesting through renovations of traditional water bodies is one of the best options for restoring the rural water security. The village face water scarcity especially during the lean seasons and no proper storage and dams to collect water. Having realised this problem, the villagers were apprehensive to go ahead with such initiatives to renovate and strengthen the traditional water bodies and also construct three water tanks to harvest water during the rainy seasons. The project directly impacted livelihood activities of 182 families, now the villagers have sufficient water for their daily use.

MGNREGA has brought many changes and development to the village as a whole. The VEC has also performed extreme well and numerous projects were implemented which have also generated revenue to the village. The VEC still have the desire to implement many more projects which can bring betterment and improvement to the village.





PROJECT DETAILS



₹ 1,225,000

Wages Expenditure



₹ 2,041,000

Total Amount Sanctioned



06th December, 2017

Date of Starting



₹ 816,000

Material Expenditure



7,000

Persondays Generated



16th February, 2018

Date of Completion

Construction of Check Dam & Spring Chamber

WEST GARO HILLS
KOINABHOI - B VEC
DALU C&RD BLOCK

Koinabhoi-B VEC is a village located in Dalu C&RD Block of West Garo Hills District, and it is about 1 and half km away from Dalu Block. The vision and planning of the project took place in the Financial Year 2016-2017. Villagers approach the block officials and shared their plans of constructing Water Conservation Dam and Spring Chamber. The Block Development Officer of Dalu C&RD Block convened a meeting with the leaders of the Village Employment Councils (VEC) and succeeds to execute the planned visions. In the financial year 2018-2019, all the plans had been achieved through the help of the MGNREGA. The chamber is 4.5m in length with a breath of 3.5m and can store water to approximately 16,000 litres.

Koinabhoi-B VEC is a marshy land where there was a natural flow of spring water. But without proper storage and thousands litre of water were gushing out every day. With the introduction of MGNREGA, things have changed. The initiatives taken by the Block officials and Job Card holders from the VEC, a newly spring chamber cum water conservation check dam with over foot bridge was constructed to pave away the problem of the VEC. The construction of the foot bridge over a check dam, made a lot easier for a villagers to cross over the check dam. Now the villagers no longer needed to walk miles away to fetch water and water is no longer a problem in the VEC.





PROJECT DETAILS (CHECK DAM)



₹ 10,13,600
Wages Expenditure



₹ 19,57,700
Total Amount Sanctioned



16th January, 2019
Date of Starting



₹ 9,43,400
Material Expenditure



5,600
Persondays Generated



28th March, 2019
Date of Completion

PROJECT DETAILS (SPRING CHAMBER)



₹ 1,26,700
Wages Expenditure



₹ 4,49,996
Total Amount Sanctioned



06th March, 2019
Date of Starting



₹ 3,23,296
Material Expenditure



700
Persondays Generated



10th May, 2019
Date of Completion

From Drought to Lush Green Paddy Field

WEST GARO HILLS
CHONGNAPARA VEC
DALU C&RD BLOCK

Water Scarcity has become the major issue globally. This has affected the agrarian society in the State. One such story lies in Chongnapara VEC, where farmers are reaping less amounts of grains as compared to the previous years. Many villagers are planning to mitigate because of water scarcity. As part of the water conservation project, the VEC construct a CC Canal through MGNREGA.

Less rainfall in the area has made cultivation difficult and crop failure became a frequent issue. Time to time the VEC functionaries and the whole village hold a meeting on how to tackle the problem and mitigate the scarcity of water supplies to their fields. After multiple meeting and discussions with the supervision of the Block officials, construction of CC canal will enable them to get enough water to the village irrigation fields.

In comparison with the previous year, the annual grain collection was double fold; output has increased from 50 quintals to 75 quintals. With the implementation of the project, the canal provides water directly to the paddy fields thereby eliminating water scarcity issues.



PROJECT DETAILS



₹ 2,51,590

Wages Expenditure



₹ 4,14,982

Material Expenditure



₹ 6,66,572

Total Amount Sanctioned



18th February, 2019

Date of Starting



1,390

Persondays Generated



04th March, 2019

Date of Completion

Spring Chamber in Convergence with Meghalaya Basin Development Agency (MBDA).

WEST GARO HILLS
DAMALGRE VEC
SELSELLA C&RD BLOCK

Check Dams are highly effective practice to reduce flow velocities in channels and waterways. In contrast to big dams, check dams are implemented faster, are cost effective and are purposeful in scope. The need for this project was to conserve rain water which usually becomes wastage during rainy seasons.

The project has been implemented through MGNREGA which gives advantage to the entire Job Card Holders to get alternate employment and to generate additional income. This project has served the purpose of the village.

The construction of check dam will increase the utility of water and avoid wastage. Conserving water can also be helpful during emergency cases such as drought, etc. Construction of this Check dam has served the purpose of the people in the village. Through this project, they could get potable water and water for washing purpose

which is important in their daily life. The project gives a new image to the village and thereby generating a very important and durable asset for the village. Construction of this project has helped in renovation of existing traditional water bodies.



PROJECT DETAILS



₹ 2,17,200

Wages Expenditure



₹ 3,77,240

Total Amount Sanctioned



19th October, 2018

Date of Starting



₹ 1,60,040

Material Expenditure



1,200

Persondays Generated



16th March, 2019

Date of Completion

Construction of Check Dam at Danal Songgitcham VEC.

EAST GARO HILLS
DANAL SONGGITCHAM VEC
SONGSAK C&RD BLOCK

The Check Dam was constructed as per the demand from the village to conserve water and also to check siltation in the lower areas. The total cost of the project was Rs. 12,57,187 out of which Rs. 5,95,000 is wages amount and Rs. 6,62,187 is material component.

The farmers of Danal Songgitcham faced water scarcity for irrigation especially during the lean seasons. But with the construction of this dam, the water from the Dam can be used to irrigate the nearby paddy fields, in case there is less monsoon rain. The Dam also helped in recharging the ground water as slight improvement in the water levels, which can be seen in the nearby ring-wells. According to the villagers, they felt that this is one of the best assets they have created under MGNREGA till date.



PROJECT DETAILS



₹ 5,95,000
Wages Expenditure



₹ 12,57,187
Total Amount Sanctioned



25th November, 2018
Date of Starting



₹ 6,62,187
Material Expenditure



2,834
Persondays Generated



30th January, 2020
Date of Completion

Construction of Goat Shed for Shri. Borensar Marwein

WEST KHASI HILLS
NONGKYNJANG VEC
NONGSTOIN C&RD BLOCK

The reason that the beneficiary wants the construction of the Goat Shed was due to his financial inability to construct the shed on his own which/that is suitable for a large no. of goats. Through MGNREGA the beneficiary takes up the shed to provide better shelter to the animals and to increase his income.

Goat is a multi-purpose animal which produces meat, milk, hide, fiber and manure. Through this scheme the beneficiary was able to give better shelter to the animals. Also the beneficiary was able to earn Rs. 80,000 in a year. He also said that rearing of goat can be a profitable alternative of income to the people. Further he sees goat as an investment which he is able to provides to the need of the family.

Shri. Borensar Marwein is now a happy man, free from all financial troubles that he faced in the past. With a significant improvement in living standards, he is in a

better position to take care of his family. If there is an opportunity he wants to expand the shed, as the shed is too small for the large no. of goats he have at present.



PROJECT DETAILS



₹ 12,670

Wages Expenditure



₹ 50,000

Total Amount Sanctioned



25th September, 2018

Date of Starting



₹ 37,330

Material Expenditure



70

Persondays Generated



17th January, 2019

Date of Completion

Construction of Five (5) Poultry Shed at Wahkaliar VEC

EAST KHASI HILLS

WAHKALIAR VEC

SHELLA BHOLAGANJ C&RD BLOCK

The Construction of five (5) Poultry Sheds at Wahkaliar VEC involved the participation of local people, officials and representatives from the Block Development Office, Shella Bholaganj. Due to sustained efforts and interests of these people, the Government has sanctioned the project under MGNREGA program in the year 2018-19.

In the VEC almost all the Villagers were engaged in small time Poultry rearing. The villagers are enterprising and wanted to make a livelihood in many ways and one of them is poultry farming. Before the implementation of this project the villagers are still practicing the primitive method of poultry rearing; firstly, without a proper shed for keeping the birds, secondly, no regular immunization for the animals and lastly, the birds are reared in a very unhygienic way.

Through MGNREGA the villagers took the opportunity to upgrade the art of livestock rearing in a scientific method



with proper shed being constructed, regular immunization for the birds, and insurance for the animals and were able to transform into a modernized village. With the implementation of this Project it also help in the economic income of the villagers. Five (5) numbers of Households benefited from this project. This project has also provided employment opportunities to the Job Cards Holders (including both men and women) and also the VEC has been able to create this Poultry Shed as one of the Community durable asset in the village.

PROJECT DETAILS



₹ 5,95,000

Wages Expenditure



₹ 12,57,187

Total Amount Sanctioned



25th November, 2018

Date of Starting



₹ 6,62,187

Material Expenditure



2,834

Persondays Generated



30th January, 2020

Date of Completion

Suspension Footbridge at Musiaw VEC

WEST JAINTIA HILLS
MUSIAW VEC
LASKEIN C&RD BLOCK

Musiaw VEC in Laskein C&RD Block is located 26 KM towards East from District head quarters Jowai, West Jaintia Hills. The VEC has taken up an initiative of constructing a suspension footbridge to provide easy accessibility for the villagers to commute and to transport agricultural products from the nearby VECs of Musiaw Umsalang, Latymphu, Moobando, Thadbamon, Sookhlikeh, Lummujriap, Pdein ladaw, Sanaro etc. to the District headquarter.

The construction of the footbridge was done under two phases and 168 household were employed. The ground work started in December 2018 at a cost of Rs. 1,199,500 for the first phase and Rs. 1,141,900 for the second phase for both wage and material expenditure respectively.

The all-weather suspension bridge provided rural households easy access to their means of earning livelihood. The footbridge came as a boon to the rural household as it connects the nearby VECs which are inaccessible during the rainy seasons. The construction of the footbridge ensured a better and safer connectivity to the 5862 villagers residing in the area.



PROJECT DETAILS



₹ 14,04,840

Wages Expenditure



₹ 9,36,560

Material Expenditure



₹ 23,41,400

Total Amount Sanctioned



21st December, 2018

Date of Starting



7,639

Persondays Generated



11th June, 2019

Date of Completion

Recreational Park with Fishery Pond

NORTH GARO HILLS
BAKSALPARA NACHIRONGDIK VEC
KHARKUTTA C&RD BLOCK

Baksalpara Nachirongdik VEC is one of the best performing VEC in implementation of MGNREGS in Kharkutta C&RD Block, North Garo Hills District. Majority of the VEC populations are farmers and many of them are under Below Poverty Line (BPL) category.

One of the major problems faced by the implementing team is to overcome the villagers by convincing them to take up new and innovative projects. Since the VEC is located in the remote part of the District, it is hard for the villagers to understand the result which benefits from this recreational park. The Block Development Officer of Kharkutta C&RD Block convened a meeting with the leaders of the Village Employment Councils (VEC) and succeeds to include the project in the MGNREGA Annual plan of 2018-19.

Apart from the recreational park the project also include a fishery pond. The purpose of taking up a Fishery Pond is to recharge the runoff water and ground water depletion. The VEC has released 50 Kgs. of fingerlings and this will be a future income generation for the community. This particular project is now catering to the need of the community and the Villagers are happy that MGNREGA has come up with this new innovative project.



PROJECT DETAILS



₹ 22,00,960

Wages Expenditure



₹ 4,40,400

Material Expenditure



₹ 26,41,360

Total Amount Sanctioned



15th October, 2018

Date of Starting



12,160

Persondays Generated



02nd December, 2018

Date of Completion

Shreaded Plastic Waste Road

**EAST GARO HILLS
TEBIL BONEGRE VEC
SONGSAK C&RD BLOCK**

Tebil-Bonegre-A VEC is located beside Songsak Bazaar of East Garo Hills District; hence the VEC faced a lot of challenges to maintain the area clean, due to the waste dispose from the market. The VEC had no proper dumping site to dispose the waste from the market. In order to tackle this challenge, the VEC came up with an innovative idea to construct an all weather road connectivity using plastic waste.

The Construction of this road started from the VEC and connects the village to NH 44. During the earlier phase, the VEC assumed that they had enough plastic waste for the 1 Km stretch road; however the quantity of the shredded plastic waste required for the project was short. The VEC ended up collecting plastic waste from the nearby market of Dobu Bazaar, Nangapa Bazaar and Rongjeng Bazaar.

The road was constructed at a cost of Rs. 3,300,000 (Thirty Three Lakh Rupees). The Plastic waste was



shredded by the plastic shredding machine in Williamnagar and melted along bitumen; thereby reducing the quantity of the bitumen required. The plastic component on the road also ensured that water does not seep through the surface ensuring the durability of the road.

With the result, the plastic waste which would have choked the streams and rivers; now it has found its useful place by reusing them in construction of similar projects. It also solved the problem of plastic waste disposal by ensuring the durability of the road connectivity.

PROJECT DETAILS



₹ 18,97,242
Wages Expenditure



₹ 33,59,174
Total Amount Sanctioned



20th June, 2018
Date of Starting



₹ 14,61,932
Material Expenditure



10,482
Persondays Generated



03rd September, 2019
Date of Completion

Boundary Wall in Govt. L.P. School, Taporpita

NORTH GARO HILLS
TAPORPITA VEC
BAJENGDOBA C&RD BLOCK

The implementation of this project in the VEC is that this wall can act as the preventive measure from the entry of trespassers, domestic animals and during natural calamities. The length of Boundary wall is 120 metres around with the height of 1.5 metres. Even though the school building became old, construction of this compound wall through MGNREGA has added more beauty around the campus of this school and it also ensures the safety of the student and school security.

Villagers of Taporpita VEC are very happy with this asset creation as they have achieved a durable compound wall for the school. Besides this, the VEC has achieved 100 mandays during FY 2018-19. The Block Development Offices, Bajengdoba as well as Taporpita VEC are very happy for this achievement.



PROJECT DETAILS



₹ 7,96,400
Wages Expenditure



₹ 13,27,333
Total Amount Sanctioned



05th November, 2018
Date of Starting



₹ 5,30,933
Material Expenditure



4,400
Persondays Generated



25th February, 2019
Date of Completion

Construction of Check Dam & Irrigation Canals

WEST GARO HILLS
BELBARI VEC
DEMDEMA C&RD BLOCK

Belbari VEC is located Western part of Garo Hills under Demdema C&RD Block, the area is one of the most flood prone region of the state. During the monsoon the area is submerge due to the river swell and overflow of the mighty Brahmaputra River and its tributaries. Though the annual rainfall is higher but the area suffers from high run off of water.

The residents of Belbari VEC were habituated to this recurring phenomenon every year. The village and the surrounding area have over 2-3 Hectare of agricultural land. Due to this challenge, the conditions in the area became worsened and farmers are turning away from the traditional agriculture and start with the brick making industries.

To overcome this challenge, the Village Employment Council construct check dams with retaining wall to stop water from running off, and CC irrigation canals system to distribute water to the agricultural land. The canals now has a large carrying capacity to channelized and drain out flood waters.





PROJECT DETAILS

Projects	Wage Expenditure	Material Expenditure	Total Amount Sanctioned	Persondays Generated	Date of Starting	Date of Completion
Construction of CC Canal (Distribution canal) 450 mts at Belbari Part-I	26,78,800	17,80,000	44,58,800	14,800	23-01-2019	25-09-2019
Construction of CC Canal (Distribution canal) 85 mts at Belbari Part-I	4,05,440	2,70,000	6,75,440	2,240	23-01-2019	30-07-2019
Construction of Embankment with Check dam at Belbari South	14,40,760	8,44,360	22,85,120	7,960	08-03-2019	10-08-2019
Embankment with retaining wall 11mts at Belbari	2,31,680	1,24,700	3,56,380	1,280	18-03-2019	28-03-2019
Embankment with retaining wall 13mts at Belbari	3,18,560	1,86,400	5,04,960	1,760	18-03-2019	27-03-2019

Pineapple Cultivation at Sakhian Moolimen VEC

EAST JAINTIA HILLS
SAKHIAN MOOLIMEN VEC
 SAIPUNG C&RD BLOCK

The objective of the project is to enhance the productivity of the farmers by cultivating crops on a large scale as well as provide employment opportunities to the wage seekers. Also the aim is to create a sustainable income by generating a durable asset.

Sakhian Moolimen VEC, situated at a distance of 36Kms from Saipung C&RD Block of East Jaintia Hills district, has a total population of 792 with 389 Job Card Holders. With the implementation of the project, the total area of around 1 hectare was cultivated generating 2732 persondays. The total expenditure of the project was Rs. 5,53,182 and the total wages paid to the Job card holder's amount to Rs. 4,94,492.



PROJECT DETAILS



₹ 4,94,492

Wages Expenditure



₹ 5,53,182

Total Amount Sanctioned



21st February, 2019

Date of Starting



₹ 59,320

Material Expenditure



2,732

Persondays Generated



31st March, 2019

Date of Completion

Anganwadi Centre at Mawdet VEC

WEST KHASI HILLS
MAWDET VEC
NONGSTOIN C&RD BLOCK

The Anganwadi Project was taken under MGNREGA in convergence with the office of the Child Development Project Officer (CDPO), Nongstoin. The total cost of the project is Rs. 700,000, where ICDS Department contributed an amount of Rs. 200,000 as the material amount and Rs. 500,000 from MGNREGA for wages and material.

Mawdet VEC has no proper Anganwadi centre which in turns affected proper delivery of child care and services to the community. In order to ensure proper service; the VEC undertook this particular project in order to get the basic health care facilities to all the children and pregnant women like supplementary nutrition, non-formal pre-school education, nutrition, health education, immunization, health check up for the benefits of the children and women within the village.

The project had a positive impact to the whole Village. The parents have more sufficient time to go to their own



work as they send their children to the centre. There is an opportunity for the drop-out students where livelihood training is also imparted to them.

The project was taken up by the VEC in consultation with the offices of the BDO and CDPO Nongstoin. The land where the Anganwadi centre is constructed belongs to the community and the same has been freely given to the office of the CDPO Nongstoin through a Gift Deed and the same has been registered in the office of the Sub-Registrar Nongstoin. The construction process was smooth and was completed on time.

PROJECT DETAILS



₹ 2,10,141

Wages Expenditure



₹ 5,00,000

Total Amount Sanctioned



29th October, 2018

Date of Starting



₹ 2,89,859

Material Expenditure



1,161

Persondays Generated



28th February, 2019

Date of Completion

2018-19

GOVERNMENT OF MIZORAM
OFFICE OF THE BLOCK DEVELOPMENT
THADLASANG C & RD BLOCK

No. TDB/MC/NREGA-MEGW-020/N/19-23
In

U Chairman / Secretary
VFC

Work Order No. Shan/1100/2018-19 P. 15
Work ID Shan/1100/2018-19 P. 15


Ki lam ha la thihah han Phawhkan a la
Ki Kyawng had Ki Kan Ki King Aungme lawng
Ina Shan/1100/2018-19 P. 15
Total Amount Sanction Rs. 2.0
Wages Component Rs. 2.0
Material Component Rs. 0.0

M/s. P. LALOD
212

Particulars	Qty	Rate	Amount
1 Cement			
2 Tin			

[illegible]
$$\begin{array}{r} 00018 \\ = 18000 \\ 00051 \\ = 51000 \\ 00961 \\ = 96000 \\ 00018 \\ = 18000 \end{array}$$

R_3 (Sample with higher aspect ratio)



 A circle with a vertical line through its center. The top half is labeled 'A' and the bottom half is labeled 'B'. The left side is labeled 'C' and the right side is labeled 'D'.

W.C. Calkins

Handwritten text: *Handwritten text, possibly a signature or name, is visible in the bottom right corner of the page.*

Physical Performance Report

Table 39: Physical Performance under MGNREGA during Financial Year 2017-2018.

Districts	Household with Job Cards	Household Demanded Employment	Household Provided Employment	Persondays Generated (in Lakh)	Average Persondays per Household
East Garo Hills	30121	29105	29048	27.58	94.93
East Jaintia Hills	28250	18589	18111	7.65	42.22
East Khasi Hills	87435	64513	62660	42.51	67.84
North Garo Hills	35082	33590	33586	30.96	92.17
Ri Bhoi	54905	41000	39641	22.62	57.07
South Garo Hills	36821	32168	32045	27.09	84.54
South West Garo Hills	36418	36003	34472	22.82	66.19
South West Khasi Hills	21644	18752	18567	10.68	57.50
West Garo Hills	95857	87406	85738	58.83	68.61
West Jaintia Hills	48186	29580	28378	14.42	50.80
West Khasi Hills	59055	45578	44635	26.74	59.91
State Total	533774	436284	426881	291.88	63.37

Table 40: Physical Performance under MGNREGA during Financial Year 2018-2019.

Districts	Household with Job Cards	Household Demanded Employment	Household Provided Employment	Persondays Generated (in Lakh)	Average Persondays per Household
East Garo Hills	29787	27125	27059	20.89	77.20
East Jaintia Hills	29697	20801	20344	8.95	44.02
East Khasi Hills	94755	78441	76784	57.08	74.34
North Garo Hills	38368	37239	37220	36.14	97.10
Ri Bhoi	56617	40962	39933	21.73	54.42

DISBURSEMENTS

STATISTICAL REPORT

Districts	Household with Job Cards	Household Demanded Employment	Household Provided Employment	Persondays Generated (in Lakh)	Average Persondays per Household
South Garo Hills	37232	32103	32062	29.27	91.29
South West Garo Hills	41543	40891	39642	29.98	75.63
South West Khasi Hills	22467	20573	20438	13.14	64.31
West Garo Hills	101151	94217	93186	72.65	77.97
West Jaintia Hills	51095	37739	36609	19.47	53.17
West Khasi Hills	63902	52824	52111	32.84	63.03
State Total	566614	482915	475388	342.15	71.97

Table 41: No. of disabled person under MGNREGA during Financial Year 2017-2018.

Districts	No. of disabled persons registered in NREGAFY 2017-18	No. of disabled persons registered in NREGA during FY 2017-18	Persondays Generated in FY 2017-18
East Garo Hills	51	28	1305
East Jaintia Hills	24	12	485
East Khasi Hills	462	134	8263
North Garo Hills	20	9	508
Ri Bhoi	91	26	767
South Garo Hills	344	27	1976
South West Garo Hills	123	29	1621
South West Khasi Hills	261	141	10091
West Garo Hills	135	40	1877
West Jaintia Hills	150	42	1563
West Khasi Hills	324	117	5210
State Total	1985	605	33666

Table 42: No. of disabled person under MGNREGA during Financial Year 2018-19.

Districts	No. of disabled persons registered in NREGA 2018-19	No. of disabled persons registered in NREGA during FY 2018-19	Persondays Generated in FY 2018-19
East Garo Hills	49	31	1094
East Jaintia Hills	59	9	339
East Khasi Hills	659	310	22472
North Garo Hills	25	16	841
Ri Bhoi	109	48	1323
South Garo Hills	406	66	5773
South West Garo Hills	198	105	4683
South West Khasi Hills	292	216	13724
West Garo Hills	149	53	3014
West Jaintia Hills	197	113	5850
West Khasi Hills	374	228	10780
State Total	2517	1195	69893

Table 43: Cumulative Persondays generated during Financial Year 2017-2018.

Districts	SCs	STs	Others	Total	Women
East Garo Hills	1979	2718179	37389	2757547	1196789
East Jaintia Hills	0	763325	1337	764662	528039
East Khasi Hills	9510	4185186	55854	4250550	2883084
North Garo Hills	1403	3054527	39667	3095597	1207501
Ri Bhoi	8548	2195258	58333	2262139	1109999
South Garo Hills	11236	2618711	79238	2709185	616959
South West Garo Hills	27487	1954838	299479	2281804	812586
South West Khasi Hills	0	1067224	306	1067530	571315

DISBURSEMENTS

STATISTICAL REPORT

Districts	SCs	STs	Others	Total	Women
West Garo Hills	96530	4930326	855740	5882596	2203972
West Jaintia Hills	4316	1416627	20797	1441740	1033805
West Khasi Hills	353	2672045	1809	2674207	1496569
State Total	161362	27576246	1449949	29187557	13660618

Table 44: Cumulative Persondays generated during Financial Year 2018-2019.

Districts	SCs	STs	Others	Total	Women
East Garo Hills	1308	1553816	23782	1578906	701071
East Jaintia Hills	12	574510	1203	575725	393476
East Khasi Hills	5415	1944816	36435	1986666	1384427
North Garo Hills	640	1616324	22046	1639010	721556
Ri Bhoi	5357	1198722	31283	1235362	603212
South Garo Hills	10562	2005662	60949	2077173	550331
South West Garo Hills	3261	524718	76831	604810	223007
South West Khasi Hills	0	753893	2494	756387	392602
West Garo Hills	40170	2382440	367570	2790180	1023680
West Jaintia Hills	1785	1408278	7210	1417273	1019100
West Khasi Hills	153	1795594	4305	1800052	1017142
State Total	68663	15758773	634108	16461544	8029604

Chart 05: Persondays Generated (in Lakh)

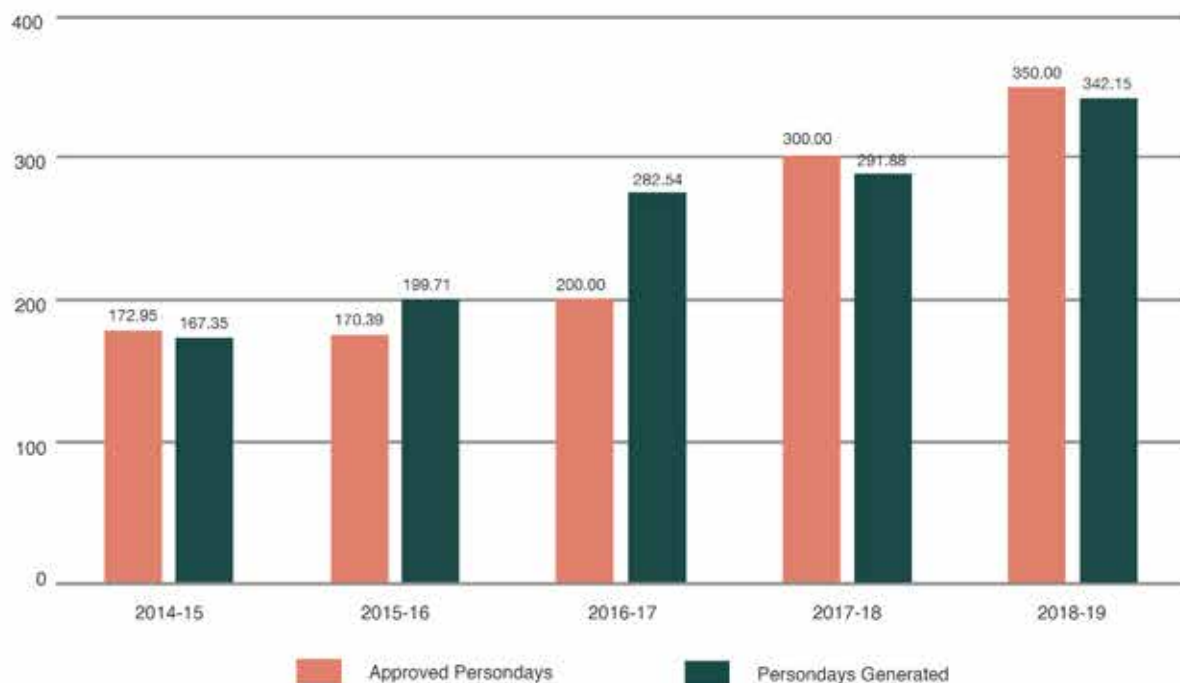


Chart 06: Average Persondays provided per Household (%).

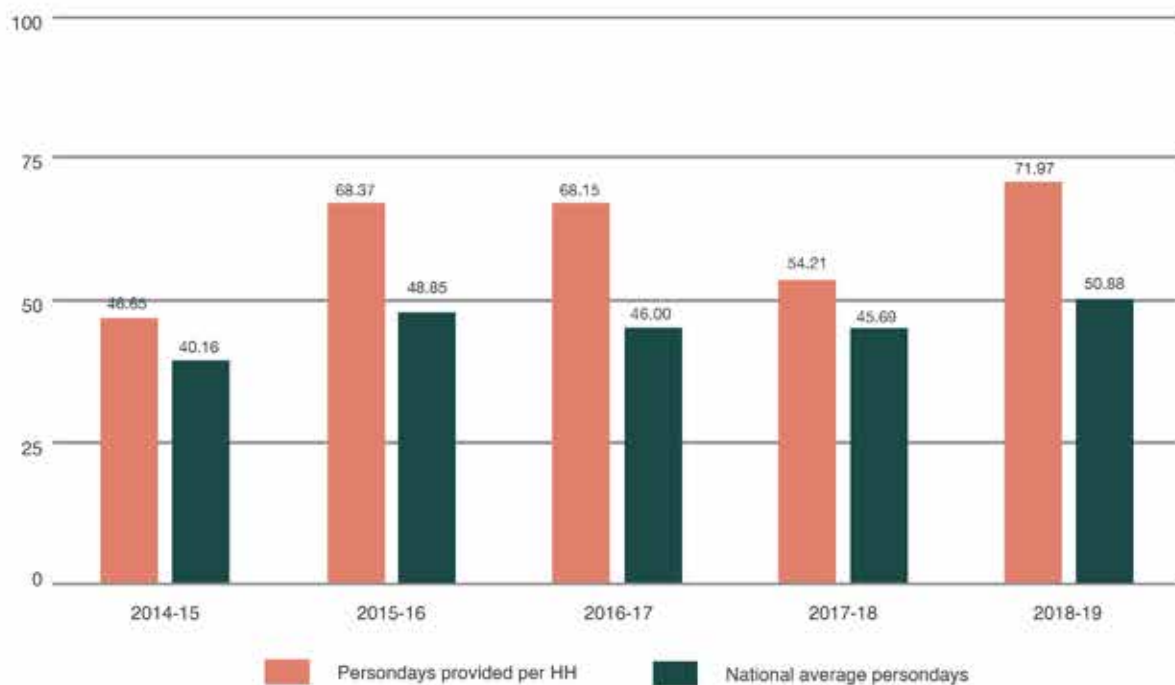


Chart 07: Women persondays (in %)

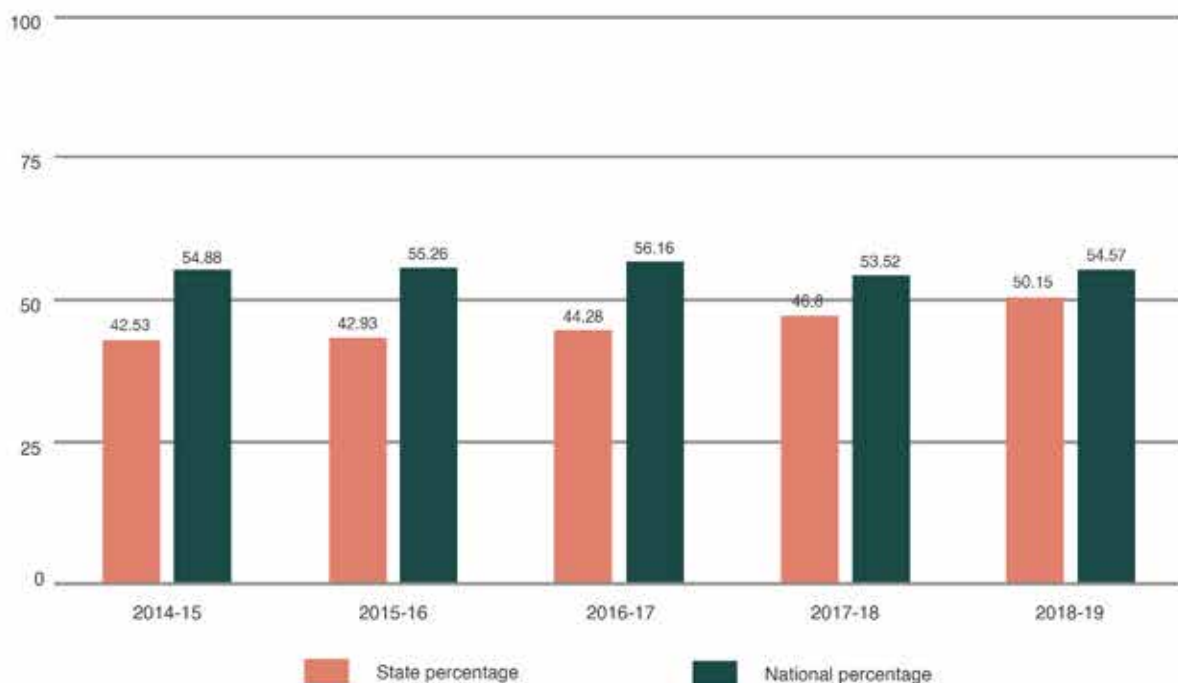


Chart 08: District wise persondays generated during FY 2017-18 & FY 2018-19 (in %)



Table 45: Block wise employment status of during Financial Year 2017-2018.

Districts	Blocks	Household demanded Work	Household provided Work	Persondays generated	Average persondays	Persondays generated by women
East Garo Hills	Dambo-Rongjeng	9433	9419	928681	98.60	397179
	Samanda	7764	7737	711250	91.93	295703
	Songsak	11908	11892	1117616	93.98	503907
Total		29105	29048	2757547	94.83	1196789
East Jaintia Hills	Saipung	5773	5767	294040	50.99	181740
	Khliehriat	12816	12344	470622	38.13	346299
Total		18589	18111	764662	42.22	528039
East Khasi Hills	Khatarshnong Laitkroh	5744	5572	417434	74.92	279238
	Mawkynrew	4548	4194	267076	63.68	171419
	Mawphlang	9866	9581	492433	51.40	382769
	Mawryngkneng	5598	5175	263548	50.93	185539
	Mawsynram	11245	11225	625971	55.77	398079
	Myllem	10601	10320	746848	72.37	598309
	Pynursla	10586	10424	951795	91.31	590801
	Shella Bholaganj	6248	6097	482747	79.18	274633
	Sohiong	77	72	2698	37.47	2297
Total		64513	62660	4250550	67.64	2883084
North Garo Hills	Kharkutta	11810	11810	1094957	92.71	536889
	Resubelpara	21780	21776	2000640	91.87	670612
Total		33590	33586	3095597	92.17	1207501
Ri Bhoi	Bhoirymbong	0	0	0	0.00	0
	Jirang	6686	6678	356230	53.34	108156

DISBURSEMENTS

STATISTICAL REPORT

Districts	Blocks	Household demanded Work	Household provided Work	Persondays generated	Average persondays	Persondays generated by women
Ri Bhoi	Umling	14409	13984	945564	67.62	529381
	Umsning	19905	18979	960345	50.60	472462
	Total	41000	39641	2262139	57.07	1109999
South Garo Hills	Baghmara	9118	9084	858345	94.49	205470
	Chokpot	9707	9649	859537	89.08	194603
	Gasuapara	7529	7521	492304	65.46	116267
	Rongara	5814	5791	498999	86.17	100619
	Total	32168	32045	2709185	84.54	618959
South West Garo Hills	Betasing	16080	15429	1085124	70.33	296762
	Zikzak	19923	19043	1196680	62.84	515824
	Total	36003	34472	2281804	66.19	812586
South West Khasi Hills	Mawkyrwat	9796	9667	704836	72.91	444883
	Ranikor	8956	8900	362694	40.75	126432
	Total	18752	18567	1067530	57.50	571315
West Garo Hills	Dadenggre	10583	10143	702233	69.23	259623
	Dalu	13584	13459	989020	73.48	402878
	Gambegre	7407	7378	658334	89.23	279690
	Rongram	11944	11923	853036	71.55	225906
	Selsella	29708	28739	1615488	56.21	656066
	Tikrikilla	14180	14096	1064485	75.52	379809
	Total	87406	85738	5882586	68.61	2203972
West Jaintia Hills	Amlarem	9047	8813	602797	68.40	390497
	Laskein	9708	9520	421714	44.30	295589

Districts	Blocks	Household demanded Work	Household provided Work	Persondays generated	Average persondays	Persondays generated by women
West Jaintia Hills	Thadlaskein	10825	10045	417229	41.54	347719
	Total	29580	28378	1441740	50.80	1033805
West Khasi Hills	Mairang	11666	11536	603389	52.30	354033
	Mawshynrut	13181	12885	879834	68.28	402167
	Mawthadraishan	7955	7851	411611	52.43	285700
	Nongstoin	12776	12363	779373	63.04	454669
	Total	45578	44635	2674207	59.91	1496569
State Total		436284	426881	29187557	68.37	13660618

Table 46: Block wise employment status of during Financial Year 2018-2019.

Districts	Blocks	Household demanded Work	Household provided Work	Persondays generated	Average persondays	Persondays generated by women
East Garo Hills	Dambo-Rongjeng	9087	9041	595359	65.85	279942
	Samanda	7952	7936	575010	72.46	269548
	Songsak	10086	10082	918550	91.11	402740
	Total	27125	27059	2088919	77.20	952230
East Jaintia Hills	Saipung	14530	14285	599602	41.97	451909
	Khliehriat	6271	6059	295864	48.83	178548
	Total	20801	20344	895466	44.02	630457
East Khasi Hills	Khatarshnong Laitkroh	6743	6528	471471	72.22	312546
	Mawkynew	6012	5919	415856	70.26	269827
	Mawlai	1225	1216	80831	66.47	56992
	Mawpat	1632	1628	142543	87.56	119198
	Mawphlang	9050	8864	508940	57.42	406854

DISBURSEMENTS

STATISTICAL REPORT

Districts	Blocks	Household demanded Work	Household provided Work	Persondays generated	Average persondays	Persondays generated by women
East Khasi Hills	Mawryngkneng	9777	9342	659306	70.57	489282
	Mawsynram	10588	10535	753681	71.54	463366
	Mylliem	8990	8621	797510	92.51	665171
	Pynursla	11832	11705	1094723	93.53	720008
	Shella-Bholaganj	6755	6667	497826	74.67	285186
	Sohiong	5837	5759	285212	49.52	214843
Total		78441	76784	5707899	74.34	4003273
North Garo Hills	Bajengdoba	10872	10868	1058176	97.37	485339
	Kharkutta	12290	12281	1211265	98.63	608470
	Resubelpara	14077	14071	1344693	95.56	545645
Total		37239	37220	3614134	97.10	1839454
Ri-Bhoi	Bhoirymbong	4387	4338	190911	44.01	102309
	Jirang	6152	6129	304424	49.67	124512
	Umling	15549	15154	1045030	68.96	584434
	Umsning	14874	14312	632803	44.21	333793
Total		40962	39933	2173168	54.42	1145048
South Garo Hills	Baghmara	9265	9257	898677	97.08	261718
	Chokpot	10062	10044	918031	91.40	235213
	Gasuapara	6902	6902	593998	86.06	144277
	Rongara	5874	5859	516079	88.08	122693
Total		32103	32062	2926785	91.28	763901
South West Garo Hills	Betasing	10373	10183	909476	89.31	281289
	Damalgre	20496	20237	1624196	80.26	753126
	Zikzak	10022	9222	464492	50.37	144622

Districts	Blocks	Household demanded Work	Household provided Work	Persondays generated	Average persondays	Persondays generated by women
South West Garo Hills						
	Total	40891	39642	2998164	75.63	1179037
South West Khasi Hills	Mawkyrwat	11072	11007	820083	74.51	512704
	Ranikor	9501	9431	494265	52.41	176154
	Total	20573	20438	1314348	64.31	688858
West Garo Hills	Dadenggre	9815	9702	801048	82.57	322805
	Dalu	13857	13500	1043996	77.33	476618
	Demdema	8447	8442	612829	72.59	283669
	Gambegre	6107	6095	584005	95.82	256126
	Rongram	12564	12507	1040062	83.16	289942
	Selsella	28828	28456	1822262	64.04	758061
	Tikrikilla	14599	14484	1361239	93.98	489864
	Total	94217	93186	7265441	77.97	2877085
West Jaintia Hills	Amlarem	9175	9146	572971	62.65	367396
	Laskein	14861	14533	873128	60.08	608484
	Thadlaskein	13703	12930	500451	38.70	407662
	Total	37739	36609	1946550	53.17	1383542
West Khasi Hills	Mairang	14173	13934	741081	53.19	469861
	Mawshynrut	15493	15396	1069142	69.44	507333
	Mawthadraishan	9213	9152	549970	60.09	380309
	Nongstoin	13945	13629	924182	67.81	540026
	Total	52824	52111	3284375	63.03	1897529
State Total		482915	475388	34215249	71.97	17160414



Check Dam at Pomshutla VEC, Pynursia CAD Block, East Garo District.

State Rural Employment Society (SRES),
3rd Floor Sympli Building, Dhankheti,
Shillong, Meghalaya - 793001