



ANNUAL REPORT 2008-2009

**MAHATMA GANDHI
NATIONAL RURAL EMPLOYMENT GUARANTEE SCHEME
MEGHALAYA**

Contents

	Page
Preface	1
Performance Analysis	2
Training and Capacity Building	3
Social Audit	4
Convergence & Works	5
Payment of wages & MIS	6
Problems faced & Monitoring	7
State Helpline	8
Success stories	9 - 11
Analysis	12 - 17
Monthly Progress Report for 2008-09	18 - 22
Contact Information	23 - 24

PERFORMANCE OVERVIEW

National Rural Employment Guarantee Act, now named as Mahatma Gandhi National Rural Employment Guarantee Act, is a right based demand driven wage employment programme for people in rural areas irrespective of their status of BPL or APL. The programme is still in infant stage and all probable impact on rural economy is yet to be seen.

The State Government has stakeholders for implementing the programme in four tiers - the workers, the Area Employment Councils (AECs) and Village Employment Councils (VECs), the NGOs and other Institutions, the District and Block government organisations. The State, being outside the purview of Part IX of Constitution, had multifarious challenges starting from the formation of the VECs and AECs which are empowered village institutions for implementing the Act in the State, till they become capable to function as a regular system not only for execution of works but also as planners, record keepers and vigilance and monitoring units. The process was tedious as the District authorities had to bring a new the system into the Village Councils. Entrusting them with all the responsibilities was an enormous task. The challenges also include lack of technical manpower to render constant monitoring for each work in the village and absence of Information Technology (IT) enabled systems in most of the rural areas for online transmission of the progress of works. The feedback would enable State and Centre to quickly respond to the issues and help Districts and Block functionaries in time whenever required. A poor network of Banks and Post Offices also was one of the reasons that caused a delay in timely payment of wages to the the workers.

Despite innumerable constraints, during the year 2008-09, total Central Share received was Rs 7816.30 lakhs and total availability of fund including state share and opening balance was Rs 8136.08 lakhs. Out of this, Rs 5513.00 lakhs was spent on wages for providing employment to jobcard holders and this amount was an additional income to more than 158562 families.

However efforts were made by the State and District machinery upto the grass root level to improve performance during 2009-10. Strategies were drawn to get better results. MGNREGS is a demand driven programme and with the revision of minimum wage rate in the State it is expected that people will come forward with more demand for work under MGNREGS.

It may be observed from the performance statement that Phase I Districts i.e West Garo Hills & South Garo Hills and Phase II districts i.e East Khasi Hills, Jaiñtia Hills & Ri Bhoi have achieved considerable number of days in terms of employment per household. However, in Phase III districts, East Garo Hills and West Khasi Hills, since MGNREGS started in 2008 they had a lot of spade work and to learn lessons from Phase I & II districts. They were, therefore, slower in physical achievement. Comparatively West Khasi Hills District could not do timely exercise in issuing job cards and providing employment during 20028-09. It may be pertinent to mention here that the entire District and Block Machinery was busy for State General Elections to Legislative Assembly 2008, 2 Tura Parliamentary Bye Election 2008, Election to District Council, 2009 and Lok Sabha Elections 2009 and therefore implementation of MGNREGS was also affected to a large extent ■

Performance Analysis

An analysis on the performance during 2008-09 has been carried out so that the implementation can be monitored and deviations rectified. The Employment Generation table shows an average persondays provision of only 38.49 days to the 224233 households that have demanded employment for the year 2008-09. The Financial Performance table gives a complete analysis on the utilisation of funds. The low fund utilisation and employment can be attributed to the reasons cited.

Number of AECs & VECs in Meghalaya

District	Villages ⁺	VEC ⁺	AEC ^{**}
SGH	668	615	142
WGH	1501	1501	450
EKH	849	849	239
JH	475	475	179
RB	576	583	147
EGH	938	930	284
WKH	1119	1119	347
Total	6126	6072	1788

* Villages: As per Census Villages 2001

+ VEC: Village Employment Councils

** AEC: Area Employment Councils

EMPLOYMENT GENERATION DURING 2008-09

District	HH with Job Cards	HH Provided Employment	%ge of HH employed	Persondays provided to each family	%ge of Women participants
SGH	19617	19617	100	67.08	49.32
WGH	95872	73678	76.85	30.63	23.57
EKH	49276	38676	78.49	72.78	52.01
JH	45369	25776	56.81	20.45	42.50
RB	28068	23643	84.23	17.16	52.49
EGH	45831	38862	84.79	32.22	37.22
WKH	14722	3981	27.04	14.07	37.50
TOTAL	298755	224233	75.07	38.49	41.36

FINANCIAL PERFORMANCE DURING 2008-09

District	Total availability	%ge Wage Expenditure	%ge Material Expenditure	%ge Administrative expenditure	%ge Fund Utilization	Average wage per person per day
SGH	1822.78	68.21	30.06	1.73	74.88	70.64
WGH	2574.87	67.52	31.76	0.72	90.17	69.45
EKH	3601.33	69.13	24.06	6.82	79.14	69.99
JH	1180.74	75.32	20.29	4.40	41.46	69.96
RB	772.49	56.35	38.93	4.71	65.30	70.05
EGH	1619.60	71.91	24.38	3.70	75.27	70.02
WKH	310.19	27.83	17.47	54.70	62.93	97.00
TOTAL	11882.00	67.67	27.51	4.83	75.28	70.13

Training and Capacity Building

The Training of Block Functionaries and Leaders of AECs/VECs, Technical Assistants and Data Entry Operators are essential for smooth and effective implementation of the programme. The NGOs engaged by the District Programme Coordinators have been instrumental in creating awareness. The SIRD being the nodal agency for all matters pertaining to training and capacity building have done a commendable job in imparting training to all categories at the State, District and Block levels. The DPCs have also carried out different types of IEC activities to create awareness and motivation to the people, organised programmes for Officers of Line Departments, capsule training to Technical Assistants and Gram Sevaks.

Training Programmes conducted by SIRD during 2008 - 2009

Sl. No	Name of Programme	Date	Participants
1	Workshop on NREGS	25-26 April 2008	37
2	Workshop on MIS	12 June 2008	
3	Orientation on NREGS for Community Mobilizers	07 March 2008	35
4	Orientation on NREGS for Community Mobilizers	4 July 2008	35
5	Orientation on NREGS for Community Mobilizers	5 July 2008	30
8	Course on Social Audit	4 – 6 Aug 2008	30
9	Workshop on MIS	7-8 August 2008	28
10	Perspective Planning under NREGS	7 – 8 August 2008	40
11	Perspective Planning under NREGS	9 – 10 August 2008	45
12	Measurement of Works for Gram Sevaks and Technical Assistants	25 – 26 August 2008	33
13	Measurement of Works for Gram Sevaks and Technical Assistants	27 – 28 August 2008	31
14	Measurement of Works for Gram Sevaks and Technical Assistants	1 – 2 September 2008	23
15	Re-orientation on NREGS for AEC Members at Thadlaskein	2 September 2008	60
16	Measurement of Works for Gram Sevaks and Technical Assistants	3 – 4 September 2008	34
17	Re-orientation on NREGS for AEC Members at Laskein	5 September 2008	75
18	Re-orientation on NREGS for AEC Members at Khliehriat	9 September 2008	60
19	Re-orientation on NREGS for AEC Members at Saipung	12 September 2008	60
20	MIS Fast Track Data Entry under NREGS	6 October 2008	40
21	MIS Fast Track Data Entry under NREGS	10 October 2008	39
22	Course on Social Audit	3-5 November 2008	31
23	Course on Social Audit	26 – 28 November 2008	25
24	Perspective Planning under NREGS	8 – 11 December 2008	60
25	ToT on Bookkeeping under NREGS	15 – 17 December 2008	33
26	Briefing of Field Investigators for NREGS Perspective Planning	5 January 2008	35
27	Orientation Course on NREGS in 15 batches	August- December 2008	1725

Social Audit

The Ministry has established all safeguards and transparency mechanisms to make the programme very effective ensuring 100% benefit to the job card holders. One of the tools that helps to maintain transparency is Social Audit. It is a continuous process of public vigilance to ensure public accountability in implementation of projects, laws and policies. It is an ongoing process through which the potential beneficiaries and other stakeholders of an activity or project are involved at every stage. Social audit promotes:

- Transparency
- Consultation & consent
- Redressal of grievances
- Participation
- Accountability

Social Audit also helps in generating awareness of the developmental schemes and peoples' entitlement. It is also used as a participatory monitoring tool for checking, collecting, analysis of information about current project developments. It also enables project management team to take appropriate corrective actions so as to ensure that the project implementation is proceeding according to the action plan. It is, therefore, a critical monitoring tool. As an evaluation tool, it ensures unbiased and objective assessment of processes & results and it is an Participatory evaluation exercise.

Report of the sub group/ Social Audit committee/minutes of the public hearings shared with Programme officer, chairperson of the intermediate panchayat (BEC), District Programme Coordinator and chairperson of district panchayat (DRDA) and other officers involved in the implementation for necessary action. These reports are also shared with Civil Society Organisations including media for public education and advocacy. Follow up action on findings of social audit is taken care of by the District Authorities. The Action taken report needs to be presented in the next public meeting.

So far in our State Social Audits were conducted with the help of NGOs and public hearings are conducted at designated locations in cluster of AECs. Social Audit conducted during the year 2008-09 are as follows:

Sl. No.	District	Total G.P.	No.of Social Audits completed
1	West Garo Hills	219	53
2	South Garo Hills	142	142
3	East Khasi Hills	371	243
4	Ri-Bhoi	37	23
5	Jaintia Hills	322	77
6	East Garo Hills	282	46
7	West Khasi Hills	170	0
	TOTAL	1543	584

CONVERGENCE

This is one of the component of the programme. Works under MGNREGS could be taken up on Convergence with PMGSY, Land Resources Programmes and National Afforestation Programme to realize full resource utilization and creation of durable assets. Instruction has been issued to respective DPCs regarding convergence. The District Level Technical Team and Block Level Technical Team have been formed. Two Districts, West Garo Hills and Ri Bhoi, were selected by the Ministry on pilot basis to take up projects in Convergence mode.

WORKS

Each VEC proposes shelf of projects for the financial year according to their needs & confining to the permissible works prescribed in the Act. Total number of project taken up during 2008-09 are District Plan shows that 60% of works comprise of water Conservation, plantation, renovation of traditional water bodies, minor irrigation, land development and food control & protection works. Priority is given to water conservation and water harvesting. The rest 40% comprise of rural connectivity and others. To make assets more durable, concrete works, wherever required, should be from other schemes as under NREGA material cost cannot exceed 40%.

Prior technical sanction is required before starting every work and works are to be measured before payment of wages after works done at every worksite. As there are shortage of Technical Assistants available at the Block and AEC level, measurement of works and entry in Measurement Books could not be done in time. This leads to delay in entering data in MIS software too. However, payment of wages to the beneficiaries are being done as far as practicable within prescribed time limit. i.e. within 15 days.

EMPLOYMENT

As in 2008-09, there are 2,98,755 job card holders in the State and 2,24,233 households demanded employment provided employment. Total mandays generated is 86,30,800 lakhs with an average of 38.49 days per HH.

There is a shortfall in employment provided explanation given by Field Officers is that those who demanded work do not come forward to work. During the year, 26323 households been provided 100 days of employment. The programme also gives considerable livelihood to the disabled individuals where 341 such beneficiaries have benefited from the programme.

It is also observed that there is a considerable slower performance in a few of the Districts notably in West Khasi Hills. The performance in West Garo Hills, East Khasi Hills and Ri Bhoi are low and hence the average of persondays provided per Household is only 38.49 persondays per household.

PAYMENT OF WAGES

Field experience reveals that the unskilled wage rate offered i.e Rs. 70/- found less takers in the areas where the normal wage rate is higher. MGNREGS works attracts more women workers than men due to wage factor. The instruction of the Government of India to make payment wages to the NREGA workers through Banks and Post Offices accounts was examined and consequently the districts were instructed to make it operational.

As a result, a number of accounts have been opened by wage earners. It was decided that three districts - East Khasi Hills, Jaintia Hills and Ri Bhoi should take up one Block each on pilot basis to make payments through Post Offices. West Garo Hills identified Betasing and Rongram blocks for payment of wages through Post Offices. Accordingly, Jaintia Hills and East Khasi Hills had signed the MOU with Post Office. Deputy Commissioners and District Programme Coordinators have also taken up with State Bank of India and other Banks to operationalise the GOI directive. In the process, Selsella Block in West Garo Hills and Samanda Block in East Garo Hills would be covered by SBI; Saipung Block of Jaintia Hills would be covered by UBI; Axis Bank to cover Gambegre Block. However, the matter is still under process and an assessment of the number of beneficiaries / Job Card Holders under NREGS to be covered by Banks in unbanked areas is being carried out. A transaction cost of 2%, requirement for EBT and business correspondent are being examined.

MANAGEMENT OF INFORMATION SYSTEM

A proper reporting system is necessary to enable a transparent and effective implementation of all programmes. The Ministry of Rural Development has developed an IT based solution through which an effective monitoring can be carried out. The introduction of this system came towards the end of 2007-08 and therefore 2008-09 showed a better response in creating awareness amongst the implementing agencies.

Though Government of India has made MIS mandatory for States, this could not be made fully operational due to lack of manpower and Internet connectivity. Data Entry Operators have their hands full for updating data on Financial & Physical modules, Muster Roll and Registration right from inception of the scheme.

Further merging of CICs with CSCs have largely affected the functioning of Blocks in MIS. Low connectivity or no connectivity in Blocks are hampering entry and uploading data in MIS. Offline entries are being done and uploaded at district headquarter which is time consuming. We therefore see a gap between the data given as per the Monthly Progress Reports and data uploaded through the MIS software.

PROBLEMS FACED DURING IMPLEMENTATION

- ◆ BDOs are designated as Programme Officer in the State. The ACT mandates separate Programme Officer for implementation of NREGS
- ◆ In some Blocks there is no full fledged BDOs but Extension Officers are given temporary charge which hampers the implementation of NREGS programme. This results in poor performance in terms of mandays achieved by districts (e.g. Jaintia Hills, West Khasi Hills)
- ◆ Lack of technical assistants delay the preparation of estimates for the shelf of works. Measurement of works is also delayed resulting in delay of payment of wages. This is a major hindrance for the implementation.
- ◆ Absence of a reliable Internet connection in the Block levels makes data redundant as the Blocks are using the Offline Software.
- ◆ It is to be appreciated that AECs and VECs are newly established institutions and not well equipped to maintain on the numerous amount of paper work. However, sincere efforts are being given by the Village members despite of no incentive being paid by the Government for motivating them to work under NREGA.
- ◆ Members of AEC/VEC express difficulty in managing the travel fare while visiting the Block/District offices and also on the loss of the daily wage on days when they are called for NREGA related work.
- ◆ The disbursement of wages that is being asked to be routed through Post Offices and Banks are being expressed difficult by wage earners.
- ◆ Low penetration of banks and post offices makes the wage earner travel long distances to collect his wages. There are 8 non-bankable Blocks present in the State.
- ◆ Unavailability of community lands for NREGs works delay implementation of land development and irrigation works as per category iv) of prescribed works are limited.

MONITORING

The Ministry has established all safeguards and transparency mechanisms to make the programme very effective and thereby ensuring 100% benefit to the job card holders. The Ministry is also engaging Professional Institutional Network for consultation, evaluation and monitoring the programme and devise appropriate mechanism to generate maximum output and to sustain positive outcome of the programme. The National Level Monitors and designated Institutions for Evaluation Study are appointed every year to inspect and verify the ground works in each district. Their reports helps the State Government to have feedback about its own strength and weaknesses in implementing the programme.

STATE HELPLINE

The Ministry of Rural Development, Government of India had issued a directive that a State Helpline be established in order to assist all Stakeholders in legitimate queries, information or complaints under the Mahatma Gandhi National Rural Employment Guarantee Scheme. The State government has consequently issued wide publicity through the print media for information of all concerned.

**MAHATMA GANDHI
NATIONAL RURAL EMPLOYMENT
GUARANTEE ACT 2005**

This is for information of all concerned that the State MGNREGA Cell has established a toll free State Helpline for assistance in the implementation of MGNREGA

1800-345-0364

All stakeholders can avail the Helpline by calling from any BSNL Landline on any working day between 11 am to 3 pm.

All legitimate queries, information or complaints under the Mahatma Gandhi National Rural Employment Guarantee Scheme would be entertained.

**Issued in public interest by:
MGNREGA Cell, Meghalaya, Shillong**

Success Stories

Construction of CC Dam at Asim Agal, Rongjeng Block, East Garo Hills

With this project taken up at Asim Agal VEC under Rongjeng Development Block, more than 308 bighas (approximately 40 hectares) of land was brought under irrigation, a barren land due to scarcity of water. The adjoining 3 VECs are also benefited out of this project namely Nongbak Daram, Nongbak Agalgre VEC. The project was completed in 16/09/09. The cost of the project was Rs.3,77,360.00 as wage and Rs.2,25,700.00 as material mandays generated from implementation of this project. The project has brought better economic condition to the villagers by way of increasing the area of cultivation and increase in productivity of food grains. The beneficiaries are grateful with the introduction of NREGS to the extent that they ask for more.



which was earlier left as of water. The adjoining 3 of this project namely Rengkil, Nongbak was started in 05/02/09. The cost of the project was with a break up of component and component. The project was 3224. The project has brought better villagers by way of cultivation and increase. The beneficiaries are of NREGS to the extent

Motorable Road at Laitsohpliah, East Khasi Hills



The Project was sanctioned at a cost of Rs. 4,93,000/- and was implemented by Laitsohpliah VEC through NREGS 2007 - 2008 & 2008 - 2009. Work commenced on 14th January, 2008 and was completed on 21st May, 2008 with active participation of all the registered households. The Motorable Road serves as a good means of communication for transportation of agricultural and horticultural products. Before the road was constructed, people had to walk about 1 hour from their respective village to the main road and they had to carry their products manually and it took more time for them to deliver their products to the market. But after the construction of the Motorable Road, it has been a blessing to the whole village, especially the farmers and also for the sick and infirm.

Construction of dug out pond under Thangbuli, Amlarem C & RD Block, Jaiñtia Hills



The construction of dug out pond under Thangbuli village under Amlarem C & RD Block under NREGS measuring 3810.67 cumts. was earmarked for Rs.5.71 lakhs during 2008-09. As per the Guidelines under NREGA out of the total amount of Rs.5.71 lakhs allotted for the project, 60% (amounting Rs.3.43 lakhs) constitute wages components and Rs.2.28 lakhs material components.

The village Dorbar of Thangbuli Village had constructed two community ponds for Pisciculture and fish rearing way back in the 1960s-1970s with a view to generate income/ fund for sustaining the school run by the village to provide education to children/students. These two ponds had generated a lot of income to sustain the Thangbuli Upper Primary School till the school got recognition by the Government as a Deficit Upper Primary School. Subsequently the village community then setup another school viz: the Amwi Secondary School in 1983 with the same source of income from the two ponds. However due to heavy monsoon rain one of this pond got filled up with silt deposits which made the pond unsuitable for fishery rearing and required complete desiltation and reconstruction. In the year 2002 the Village Dorbar passed a resolution to renovate/ reconstruct the pond, however due to the size of the pond and huge deposits of silt the same could not be achieved. A boon to the village came with the introduction of the NREGS and desilting of this pond was selected by the VEC as the top most priority project.

The project has brought back the community property to its past productivity. There is a sense of satisfaction especially among the elders to see their child project being renovate and revived a lost assets of the community to its full potential.

The pond after full capacity of fish rearing would be able to produce 10,000 Kg of fish per cycle. And the village community looks forward to this, as this would help the village in its service to the betterment of the society. Convergence with Fishery Department is under process for supply of seedlings free of cost, which will contribute more economic income to the village.

This project has provided 4900 man days of unskilled labour which include 3131 man days for Woman and it has helped a lot of the villagers in their times of employment crisis. Apart from the unskilled labour this project has also provided 300 skilled and unskilled labour

Afforestation & Tree Plantation at Umkoi, Jaintia Hills

Afforestation & Tree Plantation at Umkoi VEC was taken up by the VEC at an area covering 12.77 hect. Plantation of Arecanut at an estimated amount of Rs.1.75 lakhs i.e. Wages Rs.1.05 lakhs for 1500 Mandays & Materials for fencing including barbed wire Rs.0.70 lakhs.

This area was a traditional forest kept under the custody of the Village Council since time memorial. The village got this area in its custody after the settlement arrived with the HYNRIAM since this area falls under the Khyrim Syiemship.

In the past, the village council has taken up 50%



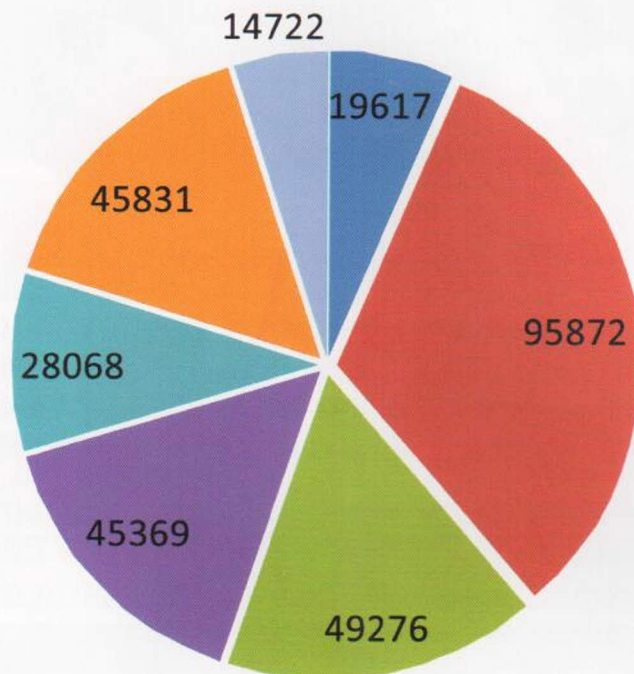
cultivation of arecanut plantation in that plot of land. In the past, the Village Dorbar made it compulsory for every male member of the village of 18 yrs and above to volunteer and plant arecanut trees and any one who fails to do so they were punished with a fine equal to a day wages of that time.

In the past the sale from this area is only around Rs.20,000/- to 25000/- annually as there are only about 950 to 1000 arecanut trees and some of these trees are also not fruitful due to shortage of fund for maintenance and also to plan more trees at this area. Now through NREGS maintenance, fencings and more plantation has been done by the village and the village is now expected to generate more income than before.

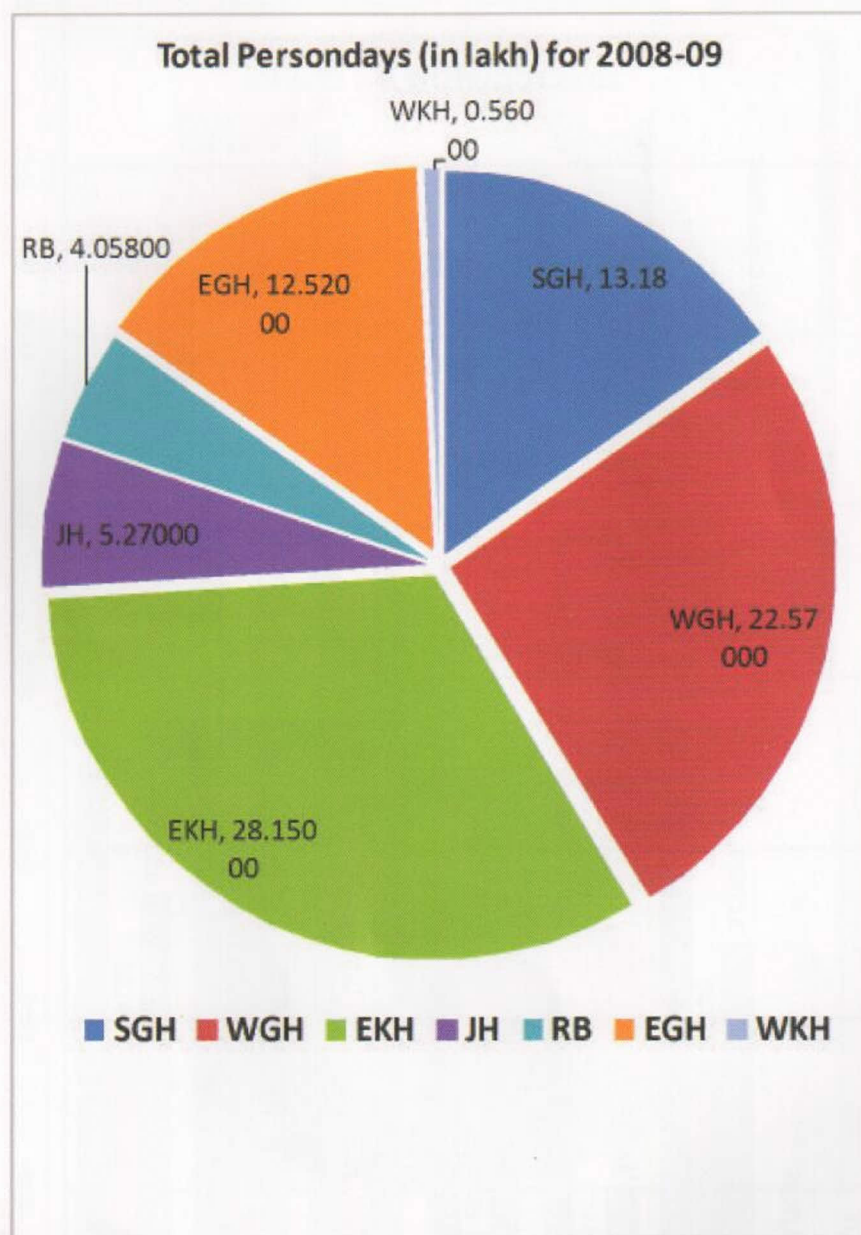


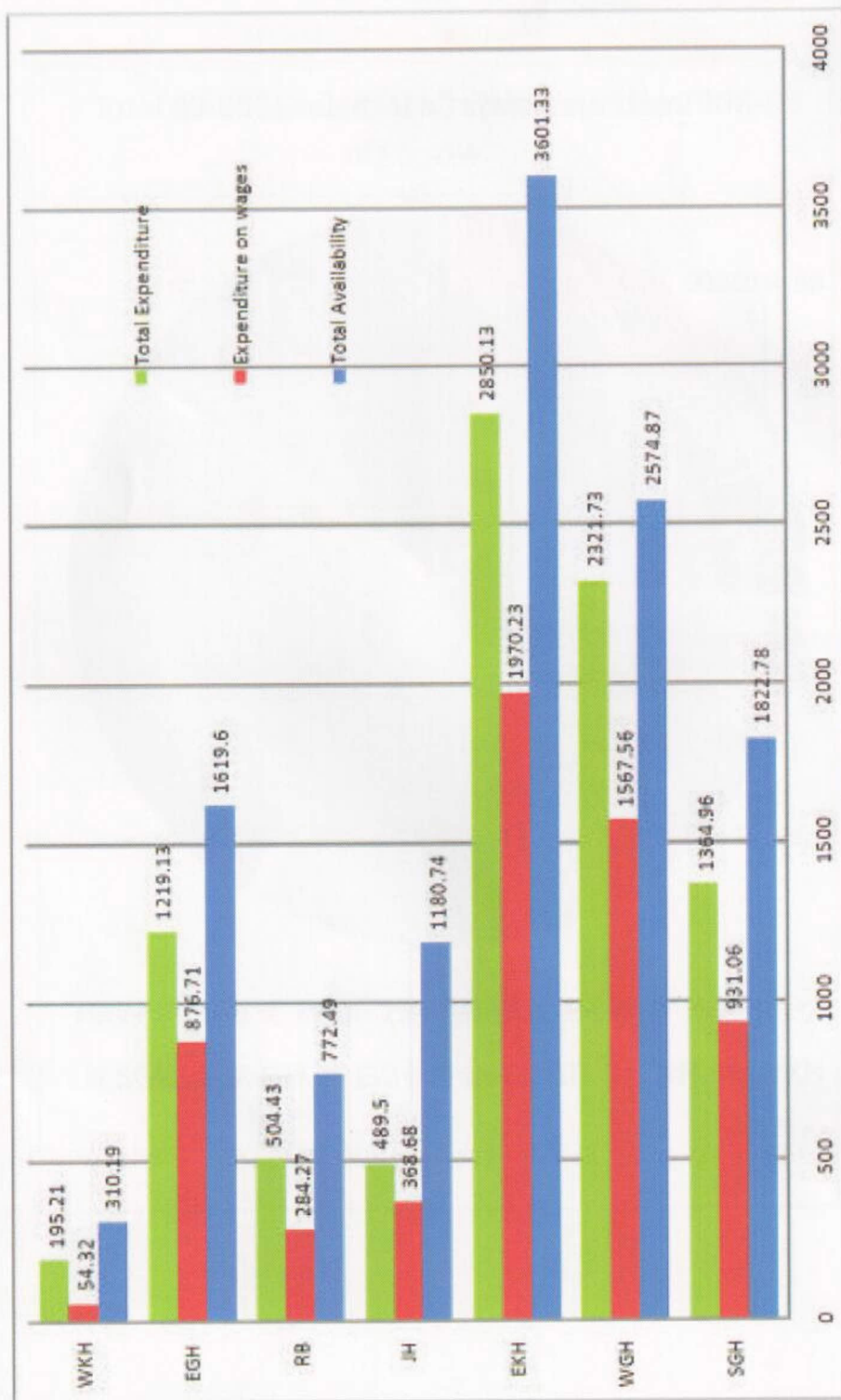
A mock Social Audit Meeting being conducted in a Village during a training session

Total No. of House Holds Registered in 2008-09

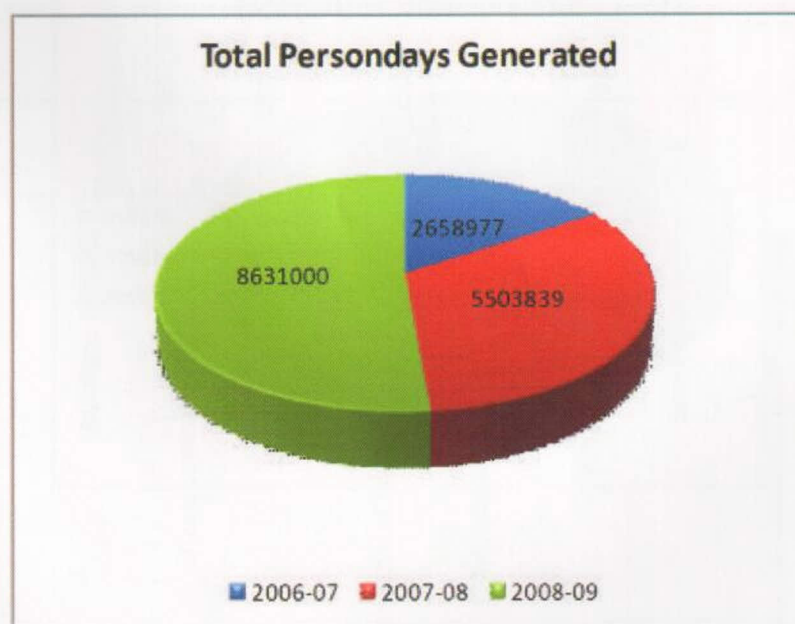
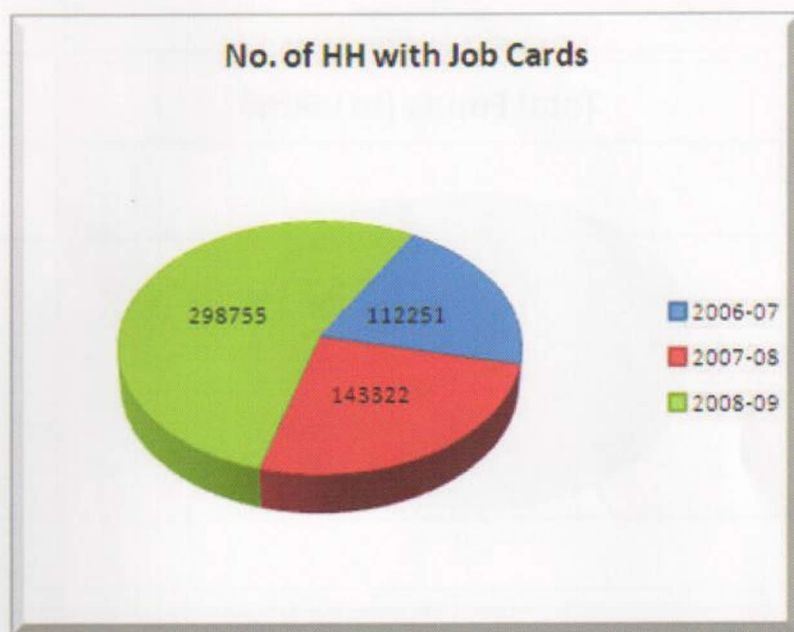


■ SGH ■ WGH ■ EKH ■ JH ■ RB ■ EGH ■ WKH



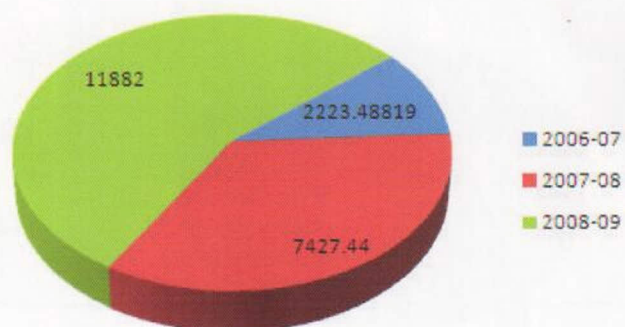


Performance Analysis for three years performance

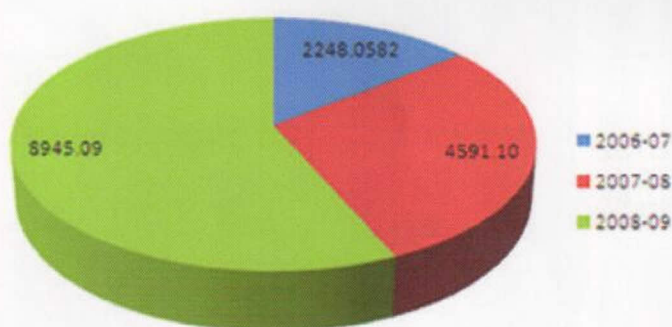


Financial Analysis for three years performance

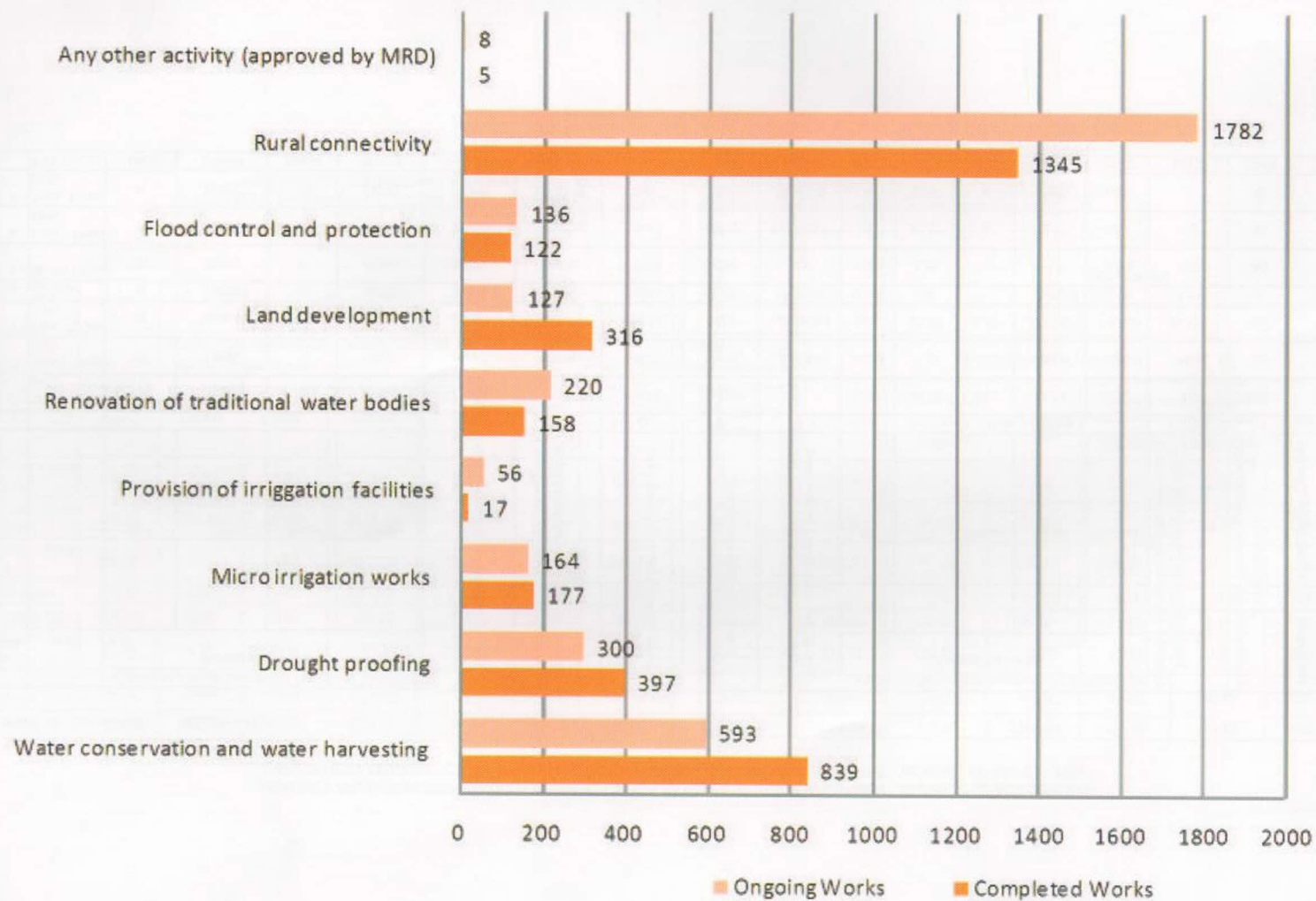
Total Funds (in lakhs)



Total Expenditure (in lakhs)



Physical Performance for the State of Meghalaya in 2008-09



**MONTHLY PROGRESS REPORT DISTRICT-WISE UNDER NATIONAL RURAL EMPLOYMENT GUARANTEE ACT (NREGA)
EMPLOYMENT GENERATION UNDER NREGA DURING THE YEAR 2008 - 09 UP TO THE MONTH OF MARCH 2009.**

Part - I

NAME OF THE STATE : MEGHALAYA

Sl. No	District	Cumulative No. of households issued job cards (till the reporting month)				Cumulative No. of Households demanded employment (Till the reporting month)	Cumulative Labour Budget estimation of employment provided (till the reporting month)	Cumulative No. of Household provided employment (Till the reporting month)	No. of household working under NREGA during the reporting month	Cumulative Labour Budget estimation of persondays (Till the reporting month)	Cumulative Persondays generated (in lakhs) till the reporting month					Cumulative No. of Households completed 100 days (till the reporting month)	No. of Household which are beneficiary of land reform/ IAY	No. of disabled beneficiary individuals
		SCs	STs	Others	Total						SC	ST	Others	Total	Women			
1	2	3				4	5	6	7	8	9					10	11	12
1	West Garo Hills	790	77361	17721	95872	78173	0	73678	19528	0	0.17	18.38	4.02	22.57	5.32	0	1601	57
2	South Garo Hills	70	19544	3	19617	19647	20178	19647	11995	15.73884	0.004	13.14	0.0007	13.18	6.50	11541	89	86
3	East Khasi Hills	22	48854	400	49276	38806	218937	38676	8722	143.96064	0.01	27.98	0.15	28.15	14.64	14156	547	85
4	Ri-Bhoi	0	28028	40	28068	23643	16934826	23643	13325	1517343	0.098	3.96	0	4.06	2.13	312	0	100
5	Jaintia Hills	210	45159	0	45369	25776	48576	25776	12580	48.57	0.07	5.20	0	5.27	2.24	162	41	4
6	East Garo Hills	0	45831	0	45831	38862	87671267	38862	38712	87671267	0	12.52	0	12.52	4.66	152	85	9
7	West Khasi Hills	0	14722	0	14722	14772	5376342	3981	3981	7914542	0	0.56	0	0.56	0.21	0	0	0
TOTAL		1092	279499	18164	298755	239679	110270126	224263	108843	97103360.3	0.352	81.74	4.1707	86.31	35.70	26323	2363	341

Part - II

MONTHLY PROGRESS REPORT UNDER NATIONAL RURAL EMPLOYMENT GUARANTEE ACT (NREGA)
FINANCIAL PERFORMANCE UNDER NREGA DURING THE YEAR 2008 - 09 UP TO THE MONTH OF MARCH 2009.

NAME OF THE STATE : MEGHALAYA

(Rs. in lakhs)															
1	2	3	4		5		6	7	8	9					
			a	b	a	b				a	b	c	d	e	
Sl. No.	District	O.B. as on 1st April of the year 2008-09	Release of last year received during the current year	Release during current year		Misc. receipts	Total fund availability (3+4+5+6+7+8)	Cumulative Labour Budget estimation of Total expenditure (till the reporting month)	Cumulative Expenditure						
			Central	State	Central				State	On Wages	On Semi-skilled and skilled wages	On Materials	Administrative Expenses		Total
													Recurring	Non-Recurring	
1	West Garo Hills	16.92	0.00	0.00	2535.91	0.00	22.04	2574.87	0.00	1567.56	43.04	694.44	16.69	0.00	2321.73
2	South Garo Hills	133.50	330.00	52.00	1178.53	102.00	26.75	1822.78	3096.34	931.06	98.23	312.08	3.21	20.38	1364.96
3	East Khasi Hills	856.02	0.00	0.00	2643.20	98.13	3.98	3601.33	3076.59	1970.23	81.68	603.97	10.84	183.41	2850.13
4	Ri-Bhoi	305.36	0.00	24.01	413.62	23.73	5.77	772.49	6212250	284.27	0.00	196.39	4.29	19.48	504.43
5	Jaintia Hills	633.14	0.00	0.00	518.00	0.00	29.60	1180.74	3400.00	368.68	3.82	95.48	13.10	8.42	489.50
6	East Garo Hills	33.74	0.00	0.00	1192.14	132.24	261.48	1619.60	476.27	876.71	26.55	270.72	17.47	27.68	1219.13
7	West Khasi Hills	34.33	0.00	0.00	227.43	13.94	34.49	310.19	0.00	54.32	2.35	31.76	61.29	45.49	195.21
	Total	2013.01	330.00	76.01	8708.83	370.04	384.11	11882.00	6222299.20	6052.83	255.67	2204.84	126.89	304.86	8945.09

PART - V A

**MONTHLY PROGRESS REPORT UNDER NATIONAL RURAL EMPLOYMENT GUARANTEE ACT (NREGA)
CAPACITY BUILDING - PERSONAL REPORT UPTO THE MONTH OF MARCH 2009**

Sl No	Name of District	Gram Panchayat Level		Block Level								District Level									
		Gram Rozgar Sahayak		Accountant		Engineers/Tech- nical Assistansts		Programme Officer		Computer Assistant		Works Manager & Technical		IT Manager & Computer Assistants		Accounts Manager		Training Co-ordinator		Co-ordinator for Social Audit & Grievance	
		Target	Achieve- ment	Target	Achieve- ment	Target	Achieve- ment	Target	Achiev- e-ment	Target	Achieve- ment	Target	Achiev- e-ment	Target	Achiev- e-ment	Target	Achieve- ment	Target	Achiev- e-ment	Target	Achieve- ment
1	2	3	4	5	6	7	8	9	10	11	12	13	14	15	16	17	18	19	20	21	22
1	West Garo Hills	450	450	8	7	33	24	8	8	16	13	1	1	6	6	2	2	12	12	11	10
2	South Garo Hills	142	142	8	1	16	11	4	4	8	0	4	0	4	2	2	0	4	0	4	0
3	East Khasi Hills	847	650	16	8	32	21	8	8	32	15	2	2	2	2	1	1	1	1	1	1
4	Ri-Bhoi	300	300	3	3	11	10	3	3	4	4	2	-	1	0	2	0	2	0	6	0
5	Jaintia Hills	179	179	10	10	15	5	5	5	5	5	0	0	2	2	0	0	0	0	0	0
6	East Garo Hills	282	199	5	5	6	6	5	5	6	6	1	1	2	2	1	1	10	9	50	30
7	West Khasi Hills	2234	2120	6	6	24	21	6	6	6	6	2	1	2	2	1	1	1	1	1	1
	TOTAL	4434	4040	56	40	137	98	39	39	77	49	12	5	19	16	9	5	30	23	73	42

MONTHLY PROGRESS REPORT UNDER NATIONAL RURAL EMPLOYMENT GUARANTEE ACT (NREGA)
CAPACITY BUILDING - TRAINING REPORT UPTO THE MONTH OF MARCH 2009

PART - V B

Sl. No.	Name of District	Gram Panchayat Level		Block Level								District Level										PRI Functionaries		Vigilance & Monitoring	
		Gram Rozgar Sahayak		Accountant		Engineers/Technical Assistants		Programme Officer		Computer Assistant		Works Manager & Technical		IT Manager & Computer Assistants		Accounts Manager		Training Co-ordinator		Co-ordinator for Social Audit & Grievance		Nos to be trained	Nos Trained	Nos to be trained	No. Trained
		Nos to be trained	Nos Trained	Nos to be trained	Nos Trained	Nos to be trained	Nos Trained	Nos to be trained	Nos Trained	Nos to be trained	Nos Trained	Nos to be trained	Nos Trained	Nos to be trained	Nos Trained	Nos to be trained	Nos Trained	Nos to be trained	Nos Trained	Nos to be trained	Nos Trained				
1	2	3	4	5	6	7	8	9	10	11	12	13	14	15	16	17	18	19	20	21	22	23	24	25	26
1	West Garo Hills	100	350	2	6	10	17	3	5	5	10	0	1	2	4	0	1	1	11	0	11	0	900	1494	0
2	South Garo Hills	142	142	0	4	0	11	4	4	0	0	0	0	0	0	0	0	0	0	30	6	60	60	2778	282
3	East Khasi Hills	9374	8524	4	4	9	18	2	6	6	10	0	2	0	2	0	1	0	1	0	1	568	782	2849	1027
4	Ri-Bhoi	300	145	3	3	10	10	3	-	3	3	-	-	1	1	1	1	-	-	-	-	50	-	590	-
5	Jaintia Hills	179	179	10	0	15	5	5	5	5	5	0	0	1	1	0	0	0	0	0	0	0	0	0	0
6	East Garo Hills	282	199	5	5	6	6	5	5	6	6	1	1	2	2	1	1	9	9	50	30	846	507	24	0
7	West Khasi Hills	0	1042	0	6	3	21	0	6	0	6	0	1	0	2	0	1	0	1	0	1	0	347	1119	20
TOTAL		10377	10581	24	28	53	88	22	31	25	40	1	5	6	12	2	5	10	22	80	49	1524	2596	8854	1329

PART-IV

**MONTHLY PROGRESS REPORT UNDER NATIONAL RURAL EMPLOYMENT GUARANTEE ACT (NREGA)
TRANSPARENCY REPORT FOR THE YEAR 2008 - 09 UPTO THE MONTH OF MARCH 2009.**

NAME OF THE STATE : MEGHALAYA

Sl. No.	Name of the District	No. of Muster Rolls verified		No. of Social Audits completed		No. of inspections conducted (2%, 10%, 100% at the State, District and Block levels)			No. of Gram Sabhas held			No. of complains disposed by PO, DPCs	
		Used	Verified	Total G.P.	No. of G.P. where Social Audit held	Total works taken up	No. of works inspected at Dist. Level	No. of works inspected at Block level	Total G.P.	No. of Gram Sabha held	No. of VMC meetings held	Complaints received	Disposed
1	2	3	4	5	6	7	8	9	10	11	12	13	14
1	West Garo Hills	3104	7209	219	53	55.60%	0	0	1967	1505	0	20	14
2	South Garo Hills	5478	5478	142	142	1837	50	1141	142	356	1	19	19
3	East Khasi Hills	13277	10943	371	243	956	102	956	1081	1031	564	3	3
4	Ri-Bhoi	517	287	37	23	608	63	608	Nil	Nil	Nil	Nil	Nil
5	Jaintia Hills	6234	3904	322	77	322	70	322	179	322	303	Nil	Nil
6	East Garo Hills	20494	20494	282	46	1063	185	844	282	356	205	12	12
7	West Khasi Hills	351	275	170	0	460	50	410	250	174	-	5	5
	T O T A L	49455	48590	1543	584	5246.556	520		3901	3744		59	53

**CONTACT PERSONS RESPONSIBLE FOR IMPLEMENTATION OF MGNREGA IN
MEGHALAYA**

Level	Name and Designation	Contact details
State	Shri C.D. Kynjing, IAS, Principal Secretary to Government of Meghalaya, Community & Rural Development Department and & NREGA Commissioner, Meghalaya	0364-2226424 PABX-2312
	Shri F. Kharlyngdoh, IAS, Secretary to Government of Meghalaya, Community & Rural Development Department	0364-2227022 PABX-2600
	Smt. I.R Sangma, MCS, Officer on Special Duty, Community & Rural Development Department	PABX-2649
	MGNREGA Cell, Addl. Secretariat Building, Room No-106-B	0364-2504167 0364-2504171 megnregacell@gmail.com
DISTRICT PROGRAMME COORDINATORS		
Jaiñtia Hills	Shri T.Dkhar IAS, Deputy Commissioner & District Programme Coordinator	03652-220865 drdajowai@yahoo.in
Ri Bhoi	Shri Akash Deep IAS, Deputy Commissioner & District Programme Coordinator	03638 - 232503 drda-rb-meg@nic.in
East Garo Hills	Deputy Commissioner & District Programme Coordinator	03658 - 220272
West Khasi Hills	Shri M.R. Synrem IAS, Deputy Commissioner & District Programme Coordinator meg@nic.in	0364 - 2223394 drda-wkh-
South Garo Hills	Smt. M.H.K. Marak IAS, Deputy Commissioner & District Programme Coordinator	03639 - 222292 03639-222225/222399 drdabaghmara@gmail.com
West Garo Hills	Shri Sanjay Goyal IAS, Deputy Commissioner & District Programme Coordinator	03651-221179/222226 tura@nic.in sanjaygoyal_ias@yahoo.com drda_tura@yahoo.co.in
East Khasi Hills	Shri Jopthiaw Lyngdoh IAS, Deputy Commissioner & District Programme Coordinator	0364 - 2223394 0364 - 2223394 ekhmgnrega@gmail.com

MONITORING INFORMATION SYSTEM (MIS)

Level	Name and Designation	Contact details
State Nodal Officer	Shri K. Shullai, Research Officer Community & Rural Development Department	0364-2504607
DISTRICT MIS NODAL OFFICER		
Jaiñtia Hills	Smt. I. Rymbai, District Informatics Officer, NIC	9436106276
	Smt. J. Bareh, District Nodal Officer for MIS (MGNREGA)	09863447011
Ri Bhoi	Shri Aiborlang Wanswett, District Informatics Officer, NIC	9436107621
East Garo Hills	Shri Enoch A. Sangma, District Informatics Officer, NIC	9436113685
West Khasi Hills	Shri Dominic Thma, District Informatics Officer, NIC	03654-280076
South Garo Hills	Shri. Elliber A. Marak, District Informatics Officer, NIC	94363-15564
West Garo Hills	Shri Mribul Koch, District coordinator for MIS	9615963960
East Khasi Hills	Shri G. Pakma A.P.O, DRDA	9612904627

TRAINING & CAPACITY BUILDING

Level	Name and Designation	Contact details
State	Director, State Institute of Rural Development, Meghalaya, Nongsder	0364-2570348 megsird@gmail.com

GRIEVANCE REDRESSAL

Level	Name and Designation	Contact details
State	Secretary to Government of Meghalaya Community & Rural Development Department	0364-2227022 PABX-2600
District	Deputy Commissioner & District Programme Coordinator of concerned District	
Block	Block Development Officer & Programme Officer of concerned Block	

